

# livinggreen design



[www.livingreendesign.com](http://www.livingreendesign.com)

exclusive planters for professionals 2012/2013

livinggreen  
design



## livinggreen Intro

**At Livinggreen Design we take pride in taking a different approach. Instead of outsourcing our production to the far east with the inherent supply problems that result, we decided to concentrate on producing all our products ourselves, here in the UK. In this catalogue EVERY planter featured is handmade to order by our own highly experienced and skilled labour force, giving us control over every stage of the production process and allowing us to offer reliable lead times, full quality control and a simply huge range of finishing options.**

Our range is all designed in house or in collaboration with professional designers who see the endless possibilities our methods and material provide. Rather than focus on one aspect of the market we have products at every price range and style from classical to cutting edge modern design. All Livinggreen planters are suitable for both interior and exterior use being both waterproof and frostproof, while our finishes are UV resistant and durable. In this catalogue we are introducing both silver and gold leaf as well our new Dapple and Vintage paint finishes

A material for the modern world, we work only with our own formulation of fibreglass (GRP) which we describe as Advanced Composite, in reference to the additions and alterations we make to the raw material in order to achieve the strength, quality and finishing that is the hallmark of our work. Very similar to the composites now used to manufacture race cars, airliners and wind turbines, AC is lightweight, super strong and capable of being formed into almost any shape – the perfect material for planter manufacture. See separate sections for more details, along with our excellent environmental credentials.

A large part of our business is the creation of bespoke planters to our clients' specification. We work with top European architects, landscape architects and garden & interior designers to achieve their vision on projects of every size. Some of these are illustrated in the bespoke section of this catalogue. We have full product design capability including CAD drawings & 3D modelling and regularly advise on the specification of planters suitable for use on roof gardens and with green roofs.

You can find this catalogue and our full range on our websites where it is now possible to order online and sign up for our newsletters which will keep you fully up to date with our new products as they are launched. If based outside the UK, you can order through one of our professional Agents who provide excellent service and now cover the whole of Europe and the Middle East. For regular customers we also provide a free customised web brochure and other marketing tools. Please telephone our fully trained Product Advisors for further details or if you want to discuss a potential bespoke project. And please don't hesitate to contact us direct – we love to talk planters!

**Tony and Karen Sawyer**  
Directors, Livinggreen Design Ltd



## livinggreen Intro

**Chez Livinggreen Design nous sommes fiers de prendre une approche différente. Au lieu de sous-traiter notre production à l'Extrême-Orient avec les problèmes d'approvisionnement qui en découlent, nous avons décidé de se concentrer sur la production de tous nos produits nous-mêmes, ici au Royaume-Uni. Dans ce catalogue CHAQUE bac est fait main sur commande par notre équipe de techniciens hautement qualifié et expérimenté, nous contrôlons chaque étape du processus de fabrication, ce qui nous permet d'offrir des délais fiables, de contrôler la qualité et de proposer une gamme complète, avec des possibilités et des options de finition tout simplement énorme.**

Toutes nos références sont conçues en interne ou en collaboration avec des designers professionnels qui voient les possibilités infinies de nos méthodes et les matériaux. Plutôt que de se concentrer sur un seul aspect du marché, nous avons des produits à tous les niveaux de prix et de style, du classique au design modern. Tous les pots Livinggreen conviennent à la fois pour un usage à l'intérieur et à l'extérieur, étant à la fois imperméable et résistant au gel, tandis que nos finitions sont résistantes aux UV et durables. Dans ce catalogue nous présentons des nouveautés en finitions : de feuille d'argent et feuille d'or, ainsi que nos nouvelles finitions peintures - Moucheté et Vintage.

Un matériau pour le monde moderne, nous travaillons uniquement avec notre propre formulation de fibre de verre (GRP) que nous décrivons comme Advanced Composite, en référence aux ajouts et modifications que nous apportons à la matière première afin de parvenir à la force, la qualité et la finition qui est la marque de notre travail. Très semblable aux composites désormais utilisées pour fabriquer des voitures de course, les avions et les turbines éoliennes, AC est léger, super robuste et capable d'être moulé en presque n'importe quelle forme - le matériau idéal pour la fabrication de bac. Voir les autres chapitres pour plus de détails, ainsi que nos excellentes qualités environnementales.

Une grande partie de notre activité est la création de bacs sur mesure selon les spécifications de nos clients. Nous travaillons avec les plus grands architectes européens, des architectes paysagistes et concepteurs de jardins et d'aménagement intérieur pour réaliser leur vision sur des projets de toutes tailles. Certains d'entre eux sont illustrés dans la section sur mesure de ce catalogue. Nous avons la capacité de maîtriser depuis la conception des produits jusqu'à la livraison, y compris des dessins CAO et des modélisations 3D. Nous donnons régulièrement des conseils techniques sur la spécification des bacs pour les toit terrasses et les toitures plantées.

Vous pouvez trouver ce catalogue et notre gamme complète sur nos sites Web où il est maintenant possible de commander en ligne et vous inscrire à nos newsletters qui vous garderont complètement à jour avec nos nouveaux produits quand ils sont lancés. Si vous êtes en dehors du Royaume-Uni, vous pouvez contacter un de nos agents professionnels qui offrent un excellent service et couvrent désormais l'ensemble de l'Europe et le Moyen Orient. Pour nos clients habituels nous fournissons également une brochure web gratuite personnalisée et d'autres outils de marketing. Merci de téléphoner nos conseillers parfaitement formés, pour plus de détails ou si vous voulez discuter d'un projet potentiel sur mesure. N'hésitez pas à nous contacter directement, nous aimons parler pots!

**Tony and Karen Sawyer**  
Directors, Livinggreen Design Ltd





# livinggreen design

Our planters represent the best in UK design and manufacture. Although reflecting influences from Europe, Asia and the Americas we are proud to be innovators, developing ideas and themes and bringing them to life at our factories throughout Britain. Each planter is genuinely handcrafted and with literally hundreds of colours and finishes possible, our customers get bespoke products, made individually for their unique requirements.

In a world of mass produced identikit plastics, it's reassuring to know that through the use of our unique Advanced Composite (AC) formulation, we can manufacture striking designs of outstanding quality without compromise to availability or price. Indeed many of our Spirit ranges are less expensive than injection moulded equivalents and all are better value. The secret? Simply taking fibreglass as a base and adding modern materials and manufacturing techniques to create AC planters that are the perfect solution to every situation. Just look at these advantages:

- All planters are suitable for both interior and exterior use
- Outstanding environmental credentials (see page 6)
- Ultra lightweight but as strong as steel
- Fully frostproof and UV stable
- Completely watertight but can be easily drilled for exterior use
- Every RAL and BS colour available in textured, polished and matt finishes
- Unique range of special 'Natural' finishes – metal, stone, terracotta, rust and ceramic finishes that look, feel and weather just like the real thing
- Can be specified as Class 0/Class 1 fire retardant
- Design your own! – AC is ideal for bespoke project work with any size or shaped planter possible (see page 222)
- Tree planters designs available off the shelf up to 2m square

All our products are made by hand to the highest standards. We operate a rigid quality control policy to ensure that proper standards are maintained. Small variances can occur such as weight, the level of lustre in the finish and the flatness of the surface. Slight differences can happen when for example, the same model of planter is produced from two separate moulds, or the paint and texturing materials used, comes from a different batch. Such differences are rare and very small and are only the result of the hand made manufacturing process. Our technicians are highly trained and aim to produce a product with tolerances that are within the guidelines set out by our designers.

With water conservation ever more important we have spent the past 28 years developing and refining our own solution for planters, beds and fine turf, which has been independently tested and verified by Reading University's Horticultural Technology Unit. The result, "Tanker Irrigation" can cut water usage by a minimum of 35% and much more outdoors, while prolonging the period required between watering by 100%. Easy to fit and use Tanker is a natural choice for any new planting and is specified in the catalogue for each of our planters.





# livinggreen design

**Nos contenants constituent ce qui se fait de mieux en matière de conception et de fabrication entièrement britannique. Ils sont inspirés par de nombreuses influences tant européennes, asiatiques et américaines. Chaque contenant est véritablement fait à la main et peut être décliné en une multitude de couleurs et finitions possibles. Nos clients obtiennent ainsi un produit fait sur mesure parfaitement adapté à leurs projets.**

Dans un monde dominé par l'usage des matières plastiques nous nous démarquons avec notre formule de AC – les composites avancés. Elle nous permet de concevoir des produits remarquables, de qualité exceptionnelle sans concession en termes de prix et de disponibilité. Nos contenants AC offre ainsi des solutions d'usages multiples et présentent de nombreux avantages:

- **Tous les bacs conviennent pour l'usage à l'intérieur à l'extérieur**
- **Ils présentent des qualités environnementales exceptionnelles (voir la page 7)**
- **Ils sont ultralégers mais plus robustes que l'acier**
- **Entièrement résistant au gel, aux UV et aux intempéries**
- **Complètement étanche mais pouvant être percés pour un usage à l'extérieur**
- **Chaque couleur RAL et BS disponibles dans des finitions texturées, polie et matte**
- **La gamme unique de finitions réalistes 'Naturel' – le métal, la pierre, la terre cuite, la rouille, les finitions qui ressemblent à la vraie matière**
- **Peut-être classé en incombustible MO et non-inflammable M1**
- **Concevez le votre! – le AC est idéal pour les projets sur mesure décliné en taille, en forme et en finition (voir la page 222)**
- **Les bacs à arbres de grandes tailles sont disponibles en stock jusqu'à 2 mètres**

Tous nos produits sont fabriqués à la main aux normes les plus exigeantes. Nous exigeons une qualité contrôlée stricte afin de maintenir ces normes.

Néanmoins des petites variations peuvent survenir telles que le poids, le niveau de brillance dans la finition et la planéité de la surface. Ces légères différences peuvent se produire lorsque, par exemple, le même modèle de bac est fabriqué à partir de deux moules séparés, ou la peinture utilisée provient d'un lot différent.

Ces différences sont rares et très petites et ne sont que le résultat du processus de fabrication à la main. Nos techniciens sont hautement formés et visent à produire un produit avec des tolérances qui sont dans les lignes directrices énoncées par nos designers.

Avec la nécessité croissante d'économiser l'eau, nous avons développé depuis 25 ans une solution pour les bacs, jardins et gazon, validée par l'unité horticole de l'université de Reading en Angleterre. La réserve d'eau, 'Tanker', permet d'économiser au moins 35% de l'eau d'arrosage voire plus en extérieur, tout en nécessitant deux fois moins d'arrosage. D'une adaptation et d'un usage facile, la réserve d'eau est un choix naturel pour les nouvelles plantations et nous la prescrivons dans notre catalogue pour chacun de nos pots.



# environment and ethics

**In choosing Livinggreen Design planters you are making a sound environmental and ethical choice.**

**In comparison to other planter materials such as plastic, ceramics, metals and wood, AC offers many environmental advantages, not least because many of these products are manufactured in Asia and imported with the resulting larger Carbon Footprint and ethical uncertainty this brings.**

## Manufacturing

AC planters are based on fibreglass, a composite of plastic resins and glass fibres. Glass is of course made from silica, the most common mineral on Earth. Typically, an AC planter is only 2 - 3mm thick, with the plastic element only one third of this. Compare this to an injection moulded plastic product which needs to be double walled and you realise that AC planters contain at most a tenth of the plastic of these. AC planters are made by hand at room temperature using a chemical process and the only machinery required are hand tools for the finishing process. Compare this to plastics and metals where massive inputs of heat and machinery are required and you quickly see the energy inputs into AC planter production are miserly. Even ceramics require machinery to extract the clay and huge furnaces to power the kilns – so it's no surprise in Asia to find these placed nearby forests as a plentiful source of wood.

## Ethical Production

Our AC planters are manufactured in the UK under European Health and Safety Legislation. Our craftsmen are necessarily well paid and subject to regular health checks. All waste is disposed of under environmental legislation. By contrast, most other planters sold in Europe to professional landscapers have been sourced in Vietnam, the Philippines, Malaysia, India and China. Can we be sure equivalent standards are in place?

## Carbon Footprint

Made in the UK and ultra lightweight, AC planters travel far fewer miles and require less energy per mile than much heavier clay and metal imports. As detailed above, the energy used in production is also minimal.

## Recycling

Firstly, all our AC planters can be returned to us for repair and refinishing to an as new condition. The only reason to ever throw one of these planters away is if the design has become so obsolete it is unusable. Should disposal be the only option then full recycling is now possible thanks to processes developed for the automotive industry. Glass fibres can be reclaimed chemically from the waste and reused in insulation products. Also the product can be ground down and is commercially used both as an element of new road construction and in industrial roofing products.

**It's worth pointing out that much of the glass fibre matting used in production of AC planters is itself made from recycled glass!**



## environnement et éthique

En choisissant les contenants 'Livinggreen Design' vous faites un choix environnemental et éthique. Contrairement à d'autres matériaux pouvant constituer un bac comme le plastique, la céramique, les métaux et le bois, généralement fabriqué en Asie, AC offre des avantages environnementaux: Les produits sont recyclables, durables, réparables, légers et fabriqués au Royaume-Uni, donc ils possèdent une empreinte de carbone réduite par rapport aux produits importés d'Asie.

### Fabrication

Des bacs AC sont basés sur l'utilisation d'un composite de fibre de verre, obtenu à partir de la Silice, que l'on trouve abondamment sur terre. L'épaisseur d'un bac AC est généralement de 2 à 3 mm. Les bacs AC sont faits à la main à la température ambiante, les seules machines nécessaires sont des outils à main pour réaliser les finitions.

### Production éthique

Nos contenants AC sont fabriqués au Royaume Uni dans le cadre de la législation européenne en termes de santé et de sécurité. Nos artisans sont correctement payés et sont régulièrement contrôlés par des inspections sanitaires. Les pertes et les chutes sont traitées selon la législation environnementale.

### Empreinte de pas de carbone

Fabriqués au Royaume-Uni et ultralégers, les bacs AC voyagent moins et consomment moins d'énergie par KM que des pots importés fabriqués avec des matériaux plus lourds en céramique ou en métal.

### Recyclage

Tous nos bacs AC peuvent être renvoyés afin d'être réparés, ils retrouvent alors leur aspect neuf. Au cas où la suppression d'un bac serait toutefois nécessaire, il est maintenant possible de le recycler entièrement. La fibre de verre broyée peut entrer dans la composition des structures de voiries, des éléments d'isolation ou de toiture préfabriquées. D'ailleurs, une part importante des plaques de fibres de verre utilisées dans la production des bacs AC est déjà elle-même fabriquée à partir de verre recyclé.





### Credits

We would like to thank everyone who helped to make this brochure possible. Without the help of our friends, colleagues and customers it would not be feasible to produce a catalogue in this form, particularly in relation to the onsite photography. We have made every attempt to ensure that everyone who supplied photographs or gave help of any sort is credited below but if we have forgotten someone or made a mistake we apologise and would ask for corrections which will be posted on the website.

Please note that all photographs and designs are the copyright of Livinggreen Design unless detailed otherwise below and may not be reproduced in any form without the permission of the copyright holder. Please contact our sales office for clarification if required.

### Planter Designs

All planters in the Livinggreen Design range were designed in house by our own design team of Dorian Hope, Karen Sawyer and Tony Sawyer with help from Francesca Attala except for the following.

Wave Attala Creations  
Easter Island Attala Creations  
U.N.C Attala Creations

Contact: [www.22-degres.com](http://www.22-degres.com) email: [fran@22-degres.com](mailto:fran@22-degres.com).  
Tel: +33 (0) 6 62 76 55 41

Terraces Derek Hodgson Associates  
Contact: Derek Hodgson. Tel: +44 (0) 131 343 1919

Please note the Design Rights for the planters belong to Livinggreen Design or the Designers above as appropriate. Copying of any of the designs may be a criminal offence.

### Picture Credits

Livinggreen Design is the copyright owner of all the photographs in the catalogue with the exception of those on the following pages which were kindly supplied by our Customers as detailed below:

p12 Floratec,	p38 22 DEGRES,	p136 AMBIUS France,
p12 SAVI,	p39 JARDINS DE GALLY,	p138 JARDINS DE GALLY,
p12 AMBIUS France,	p39 22 DEGRES,	p138 JARDINS DE GALLY,
p12 AMBIUS France,	p40 AMBIUS France,	p138 AMBIUS France,
p12 Green Team Interiors,	p40 AMBIUS France,	p139 Brighton Botanical,
p13 22 DEGRES,	p40 AMBIUS France,	p139 AMBIUS France,
p13 AMBIUS France,	p41 AMBIUS France,	p140 In-plants Scotland,
p14 Brighton Botanical,	p41 AMBIUS France,	p142 In-plants Scotland,
p12 Green Team Interiors,	p46 Plantforce,	p142 Green Team Interiors,
p15 AMBIUS France,	p47 AMBIUS France,	p143 PLANTFORCE,
p15 JARDINS DE GALLY,	p47 AMBIUS France,	p148 AMBIUS France,
p16 Green Team Interiors,	p48 22 DEGRES,	p148 22 DEGRES,
p18 22 DEGRES,	p48 22 DEGRES,	p149 AMBIUS France,
p18 ATTALA CREATIONS,	p48 JARDINS DE GALLY,	p150 AMBIUS France,
p18 22 DEGRES,	p50 NODAL SOLUTIONS,	p150 22 DEGRES,
p19 JARDINS DE GALLY,	p50 AMBIUS France,	p151 AMBIUS France,
p19 Garden House Design,	p50 AMBIUS France,	p158 AKISTUDIO,
p20 Plantforce,	p51 AMBIUS France,	p160 AMBIUS France,
p20 Plantforce,	p53 AMBIUS France,	p161 In-Plants Scotland,
p21 ATTALA CREATIONS,	p58 AMBIUS France,	p164 22 DEGRES,
p21 22 DEGRES,	p60 AMBIANCE France,	p165 Fiona Stephenson
p29 GreenTeam Interiors,	p64 Elen Green S.R.O,	Garden Designs,
p30 SAVI,	p65 Elen Green S.R.O,	p167 AMBIUS France,
p30 JARDINS DE	p66 JARDINS DE GALLY,	p167 AMBIUS France,
L'ORANGERIE,	p74 AMBIUS France,	p169 AMBIUS France,
p30 22 DEGRES,	p83 EXOPLANTES,	p170 L'ILE AUX FLEURS,
p31 Brighton Botanical,	p99 JARDINS DE GALLY,	p170 JARDIN EN
p31 ATTALA CREATIONS,	p118 Mathew Childs	CAPITALE,
p33 ATTALA CREATIONS,	Garden Design,	p170 In-Plants Scotland,
p36 AMBIANCE France,	p133 22 DEGRES,	p171 EXOPLANTES,
p37 EXOPLANTES,	p134 AMBIUS France,	p173 22 DEGRES,
p37 JARDINS DE	p134 AMBIUS France,	p173 22 DEGRES,
L'ORANGERIE,	p135 AMBIUS France,	p217 Plant Designs,
p37 22 DEGRES,	p135 AMBIUS France,	p218 AMBIUS France,
p37 AMBIUS France,	p135 L'ILE AUX FLEURS,	p222 EXOPLANTES,
p37 Mitie Landscapes,	p135 Abbiss Landscapes,	p223 Metagardens Garden
p38 GP plantscape,	p135 EXOPLANTES,	Design,
p38 EXOPLANTES,	p135 DIYAR architects,	p225 Goddards Landscape,
p38 AMBIUS SWEDEN,	p136 EXOPLANTES,	p237 PINSON PAYSAGES.

The majority of the photomontages in this catalogue were produced by Francesca Attala of Attala Creations and 22-degres (see details above) specifically on pages 13,15,16,17,22,49,58,67,68,69,70,71,72,73,74,75,78,79,86,87,89,97,101,106,109,113,126,136,140,141,145,146,147,148,149,151,153,155,156,157,162,163,171,172,186,190,192.

Other photomontages by Gordon McBryde and Caleb Rutherford.

### Brochure Credits

Thanks to the following for providing photography locations:  
Miller Homes, Zenith Structural Ltd & Kinnarps.

French Translations: Francesca Attala

Graphic design: Caleb Rutherford, eidetic  
Contact: [caleb@eidetic-design.co.uk](mailto:caleb@eidetic-design.co.uk) Tel: +44 (0) 131 337 9724 Edinburgh

Printed in Scotland, UK by Scotprint, Haddington



# contents

Introduction	2
Environment and ethics	6
Spirit range	10
Curvy range	34
Holey Design range	56
Avant-garde range	62
Luna range	104
Pedestals, bowls + urns	110
Geo Design range	132
Ceramic Style	152
Garden Classics range	176
Terraces	206
Tree planters	212
Replica rocks	219
Bespoke design	222
Tanker Irrigation	228
Planter options	236
Index	240
Colours + Finishes	242

# spirit

Express yourself with this unbeatable range of top quality but price competitive planters that are designed to complement each other. Each collection features trademark Spirit styling cues – curved corners, the same angle of taper and wide feature lips. Mix and match across the range and free your design Spirit.

**New! Kubik and Cylik LITE.** Best selling sizes of these popular ranges redefined and redesigned for an even more cost effective solution. Great design for larger scale projects without compromise on colours or quality of finish. The real thing... but LITE!

Exprimez-vous avec cette gamme imbattable de bacs de bonne qualité à des prix compétitifs qui sont conçus pour se compléter. Chaque collection de la marque, Spirit, possède les détails conforme à cette gamme – angles arrondis, même angle pour les bacs évasés et les bords larges.

**Nouveau ! Kubik et Cylik LITE.** Les tailles les plus vendues redessinées et repensées pour une solution encore plus économique. Conçus pour des projets plus importants, sans compromis sur la qualité, des couleurs ou des finitions. Toujours la qualité de l'original disponible désormais en LITE!







spirit



# kubik

The ubiquitous classic. Use it everywhere.

Le classique unique. Employez-le partout.



## Colours + Finishes

**BS4800 and RAL Classic:** Full colour range in polished gloss, satin, matt and textured matt finishes.

**Standard colours:** All finishes.

**Polished Metallics:** All finishes.

**Textured Metallics:** All finishes.

**Polished Pearlescents:** All finishes.





**Polished Stardust:** All finishes.

**Natural:** All finishes.

**Dapple and Vintage:** All finishes.

See page 242 for all colour and finish options.



Code	  	
<b>KUDT1</b>	230 x 230 x 250mm	TMS1
<b>KU1</b>	340 x 340 x 600mm	TWC3
<b>KU2</b>	420 x 420 x 800mm	TWC4
<b>KU3</b>	500 x 500 x 950mm	TWC6+
<b>KU4</b>	550 x 550 x 1200mm	TWC6+





# cylik

Fluted vase complement to Cirkik.

Grand vase évasé.



## Colours + Finishes

**BS4800 and RAL Classic:** Full colour range in polished gloss, satin, matt and textured matt finishes.

**Standard colours:** All finishes.

**Polished Metallics:** All finishes.

**Textured Metallics:** All finishes.

**Polished Pearlescents:** All finishes.




**Polished Stardust:** All finishes.

**Natural:** All finishes.

**Dapple and Vintage:** All finishes.

See page 242 for all colour and finish options.



Code	 	
<b>CYL1</b>	340 x 600mm	TWC3
<b>CYL2</b>	420 x 800mm	TWC4
<b>CYL3</b>	500 x 950mm	TWC6+
<b>CYL4</b>	550 x 1200mm	TWC6+
<b>CYL5</b>	560 x 1500mm	TWC6+





# kubik lite & cylik lite

Redesigned & Redefined. Slightly smaller, lighter with new lip detail. Even better value with no compromise on quality or finish. Match with original Kubik and Cylik for other sizes.

Redessiné et redéfinie. Légèrement plus petit, plus léger avec un bord modifié. Plus économique sans compromis sur la qualité ou la finition. Assortis avec les Kubik et Cylik d'origine pour les autres tailles.



## Colours + Finishes

**BS4800 and RAL Classic:** Full colour range in polished gloss, satin, matt and textured matt finishes.

**Standard colours:** All finishes.

**Polished Metallics:** All finishes.

**Textured Metallics:** All finishes.

**Polished Pearlescents:** All finishes.

**Polished Stardust:** All finishes.

**Natural:** All finishes.

**Dapple and Vintage:** All finishes.

See page 242 for all colour and finish options.



Code				
<b>CYLT1</b>	300 x 545	230mm	TWC2	
<b>CYLT2</b>	385 x 720	300mm	TWC3	

Code					
<b>KULT1</b>	300 x 300 x 545	230 x 230mm	TWC2		
<b>KULT2</b>	385 x 385 x 720	300 x 300mm	TWC3		





# cirkik

Modern, clean and curvaceous. Desk top to tree planter.

Moderne et rond pour un bureau jusqu'aux grands spécimens.



## Colours + Finishes

**BS4800 and RAL Classic:** Full colour range in polished gloss, satin, matt and textured matt finishes.

**Standard colours:** All finishes.

**Polished Metallics:** All finishes.

**Textured Metallics:** All finishes.

**Polished Pearlescents:** All finishes.

**Polished Stardust:** All finishes.

**Natural:** All finishes.

**Dapple and Vintage:** All finishes.

See page 242 for all colour and finish options.



Code	 	
<b>CIR1</b>	235 x 200mm	TMS1
<b>CIR2</b>	420 x 420mm	TWC4
<b>CIR3</b>	520 x 500mm	TWC6
<b>CIR4</b>	620 x 580mm	TWC8
<b>CIR5</b>	720 x 680mm	TWC10
<b>CIR6</b>	900 x 850mm	TWC12





# quadik

Quirky and unconventional with bold rounded corners.

Cubique et original avec angles arrondis.



## Colours + Finishes

**BS4800 and RAL Classic:** Full colour range in polished gloss, satin, matt and textured matt finishes.

**Standard colours:** All finishes.

**Polished Metallics:** All finishes.

**Textured Metallics:** All finishes.

**Polished Pearlescents:** All finishes.





**Polished Stardust:** All finishes.

**Natural:** All finishes.

**Dapple and Vintage:** All finishes.

See page 242 for all colour and finish options.



Code	  	
QUAD1	235 x 235 x 200mm	TMS1
QUAD2	420 x 420 x 420mm	TWC4
QUAD3	480 x 480 x 480mm	TWC6
QUAD4	600 x 600 x 580mm	TWC8
QUAD5	700 x 700 x 700mm	TWC10
QUAD6	900 x 900 x 900mm	TWC12





# quadik plus

Be unconventional for longer. Tall with optional feature Hot Lip and planting insert.

Original et pratique. Avec l'accessoire 'Hot lips- bac de plantation' en option.



## Colours + Finishes

**BS4800 and RAL Classic:** Full colour range in polished gloss, satin, matt and textured matt finishes.

**Standard colours:** All finishes.

**Polished Metallics:** All finishes.

**Textured Metallics:** All finishes.

**Polished Pearlescents:** All finishes.

**Polished Stardust:** All finishes.

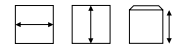
**Natural:** All finishes.

**Dapple and Vintage:** All finishes.

See page 242 for all colour and finish options.



### Code



**QUADPL01**

330 x 330 x 600mm

TWC3

**QUADPL02**

430 x 430 x 800mm

TWC4





# quadik plus hot lip inserts

Introducing a new concept for planting convenience and style. The Quadik Plus Hot Lip inserts make planting up simplicity itself. Assemble the Tanker irrigation, drop in and surround with compost – then plant as normal. The liners can be planted off site and simply dropped into each planter in the building to make a fantastic display that can be installed by a single technician without the need for full high top van transport. Better still, the Hot Lip feature means you can specify a different colour lip from the planter body and choose from flat or curved lips. Personalise each building floor with different colours, match interior decor combinations or reflect company logos – the possibilities are endless as you can specify Hot Lip in any RAL colour or any of our unique finishes. Hot Lip inserts are fantastic too for flowering plant changes – letting you plant up your replacements off site and simply swapping the inserts over on site with no mess and minimum time wasted.

Présentant un nouveau concept pour planter avec efficacité et style. Le 'Quadik Plus - Hotlips' fait de la plantation la simplicité elle-même. Assemblez et placez la réserve d'eau, 'Tanker', dans le bac et ajouter le terreau, terminez la plantation. Les bacs de plantation peuvent être préparés à l'avance et simplement posés dans chaque bac sur place. 'Hot lips' est disponible en toutes les couleurs RAL ou en finition 'Naturel', en version plate ou bombée. Il peut être assorti ou pas avec le bac. Personnalisez chaque étage d'un immeuble en différentes couleurs, créez des bacs avec le logo d'une entreprise ou assortissez avec une décoration intérieure.



## Colours + Finishes

**BS4800 and RAL Classic:** Full colour range in polished gloss, satin, matt and textured matt finishes.

**Standard colours:** All finishes.

**Polished Metallics:** All finishes.

**Textured Metallics:** All finishes.

**Polished Pearlescents:** All finishes.

**Polished Stardust:** All finishes.

**Natural:** All finishes.

**Dapple and Vintage:** All finishes.

See page 242 for all colour and finish options.



### Curved Lip Insert

Code	Diagram	Dimensions	Icon	Code
QDPLHLC01		343 x 343 x 370mm		TWC3
QDPLHLC02		445 x 445 x 420mm		TWC4



### Flat Lip Insert

Code	Diagram	Dimensions	Icon	Code
QDPLHLF01		343 x 343 x 360mm		TWC3
QDPLHLF02		445 x 445 x 405mm		TWC4



Hot Lip inserts can be specified in any colour or finish. Here are a few examples but the possibilities are endless.



# trifik

Truly terrific, space saving triangles with many combinations possible.

Triangles arrondis pour gagner de la place avec d'innombrables possibilités modulables.



## Colours + Finishes

**BS4800 and RAL Classic:** Full colour range in polished gloss, satin, matt and textured matt finishes.

**Standard colours:** All finishes.

**Polished Metallics:** All finishes.

**Textured Metallics:** All finishes.

**Polished Pearlescents:** All finishes.





**Polished Stardust:** All finishes.

**Natural:** All finishes.

**Dapple and Vintage:** All finishes.

See page 242 for all colour and finish options.



Code	  	
TRIF01	310 x 333 x 540mm	TWC3
TRIF02	414 x 440 x 725mm	TWC4
TRIF03	516 x 547 x 855mm	TWC4





# towik + linbar

Barriers and columns with soft curved edging. Use singly or in combinations.

Barrières et colonnes avec angles arrondis. Employez séparément ou en combinaisons modulaires.



## Colours + Finishes

**BS4800 and RAL Classic:** Full colour range in polished gloss, satin, matt and textured matt finishes.

**Standard colours:** All finishes.

**Polished Metallics:** All finishes.

**Textured Metallics:** All finishes.

**Polished Pearlescents:** All finishes.





**Polished Stardust:** All finishes.





**Natural:** All finishes.

**Dapple and Vintage:** All finishes.

See page 242 for all colour and finish options.



Code	  	
<b>TOK1</b>	350 x 350 x 600mm	TWC4
<b>TOK2</b>	350 x 350 x 900mm	TWC4
<b>TOK3</b>	350 x 350 x 1200mm	TWC4

Code	  	
<b>LINBAR1</b>	900 x 350 x 900mm	TMS8
<b>LINBAR2</b>	1200 x 350 x 900mm	TMS10





# linik planter + linik tall + bowl

New Link Tall barriers complete the Link trough and bowl selection. All complement the full Spirit range.

Nouveau Link haut qui complète cette gamme existante avec la jardinière et les coupes. Tous sont assortis avec la gamme Spirit.



## Colours + Finishes

**BS4800 and RAL Classic:** Full colour range in polished gloss, satin, matt and textured matt finishes.

**Standard colours:** All finishes.

**Polished Metallics:** All finishes.

**Textured Metallics:** All finishes.

**Polished Pearlescents:** All finishes.

**Polished Stardust:** All finishes.

**Natural:** All finishes.

**Dapple and Vintage:** All finishes.

See page 242 for all colour and finish options.







Linik Tall











Linik planter



Linik bowl

Code	  	
LINT1	750 x 300 x 450mm	TMS6
LINT2	750 x 300 x 700mm	TMS6

Code	  	
LIN1	500 x 200 x 200mm	TMS4
LIN2	1000 x 300 x 300mm	TMS8
LIN3	750 x 300 x 300mm	TMS6
LIN4	930 x 200 x 200mm	TMS8

Code	  	
LINBOW1	340 x 340 x 150mm	TMS2





# ashaway & trashaway

Fire retardant Kubik planters featuring a high quality, simple to clean, stainless steel ashtray. A second ashtray can be fitted on request.

New Trashaway features both ashtray and a capacious bin. Trashaway only available in textured finishes.

Bacs Kubik ignifugés disposant d'un cendrier en inox de grande qualité, facile à nettoyer et vider avec une clé universelle. Un deuxième cendrier peut être rajouté sur demande.

Nouveau Trashaway offre à la fois un bac, un cendrier et une poubelle d'une grande capacité. Trashaway, en résine non feu, est disponible uniquement en finition texturée.



## Colours + Finishes

**BS4800 and RAL Classic:** Full colour range in polished gloss and textured matt finishes.

**Standard colours:** All finishes.

**Polished Metallics:** Silver and graphite.

**Textured Metallics:** All finishes.

**Natural:** All finishes.

See page 242 for all colour and finish options.



Ashaway



Trashaway

<b>Code</b>		
<b>ASHPL01</b>	420 x 420 x 800mm	TWC4
<b>ASHTR01</b>	Additional ashtray	

<b>Code</b>		
<b>TRAWY01</b>	420 x 420 x 800mm	TWC4



Trashaway showing interior bin

**classic**

# curves

Our signature range. Award winning, in house design and protected by European Design Right Registration. A true celebration of Curves, inspired by the Glamour of Marilyn Monroe, Bridget Bardot, Jayne Russell and now by Sophia Loren and Ursula Andress.

Curvy is fantastically flexible, use singularly as planters or sculptural pieces or in a multitude of combinations to make design walls or feature displays. Specify bold colour and add your own holes (see Holey Design). The important thing is... have fun!!

Notre gamme de signature, primée, conception originale et protégée par 'European Design Right'. Une véritable célébration de courbes, inspiré par le glamour de Marilyn Monroe, Brigitte Bardot, Jayne Russell et maintenant par Sophia Loren et Ursula Andress aussi.

La gamme Curvy est parfaitement modulable, utilisez seule comme une pièce sculpturale, sinon dans une multitude de combinaisons pour créer des écrans architecturaux. Précisez une couleur audacieuse et ajouter vos propres vides, voir des trous dans 'Holey design'... amusez-vous!







curvy



# curvy

**fun, funky shapes best in bold, bright colours**



Ludique, des formes tendances réussies dans les couleurs vives





# marilyn

The classic curve. Award-winning design.

Protected by full European Design Registration No 000821970-0003.

La courbe classique. Lauréat du prix de design. Protégé par le brevet No. 000821970-0003 European Design Registration.



## Colours + Finishes

**BS4800 and RAL Classic:** Full colour range in polished gloss, satin, matt and textured matt finishes.

**Standard colours:** All finishes.

**Polished Metallics:** All finishes.

**Textured Metallics:** All finishes.

**Polished Pearlescents:** All finishes.

**Polished Stardust:** All finishes.





**Natural:** All finishes.

**Dapple and Vintage:** All finishes.

See page 242 for all colour and finish options.

Gold and Silver leaf finishes available



Code	  	
<b>CURMA01</b>	350 x 350 x 600mm	TWC4
<b>CURMA02</b>	350 x 350 x 900mm	TWC4
<b>CURMA03</b>	350 x 350 x 1200mm	TWC4





# curvy s planters

Sculptural and elegant, planting is optional in the ultimate Curvy S and Double S. Make a statement with the monumental Curvy S XXL.

Sculptural et élégant, la plantation est facultative pour le Curvy S et Double S. Démarquez-vous avec la monumentale XXL Curvy S.





## Colours + Finishes

**BS4800 and RAL Classic:** Full colour range in polished gloss, satin, matt and textured matt finishes.

**Standard colours:** All finishes.

**Polished Metallics:** All finishes.

**Textured Metallics:** All finishes.

**Polished Pearlescents:** All finishes.

**Polished Stardust:** All finishes.





**Natural:** All finishes.






**Dapple and Vintage:** All finishes.

See page 242 for all colour and finish options.

Gold and Silver leaf finishes available



Code	  	
<b>CURS01</b>	350 x 350 x 1200mm	TWC3
<b>CURS02</b>	350 x 350 x 1500mm	TWC3
<b>CURS03</b>	350 x 350 x 1800mm	TWC3
<b>CURDS01</b> (Double S)	350 x 350 x 1800mm	TWC3

Code	  	 
<b>CURSXXL01</b>	700 x 700 x 1800	620 x 620mm TWC12



Curvy S XXL polished brilliant white with airbrush logo



Curvy S 02 polished pearlescent purple Holey Design p56

# sophia

Classically elegant and architectural. Repeat for impact.

Classique, élégant et architectural. Répétez pour un impact visuel.



## Colours + Finishes

**BS4800 and RAL Classic:** Full colour range in polished gloss, satin, matt and textured matt finishes.

**Standard colours:** All finishes.

**Polished Metallics:** All finishes.

**Textured Metallics:** All finishes.

**Polished Pearlescents:** All finishes.

**Polished Stardust:** All finishes.

**Natural:** All finishes.

**Dapple and Vintage:** All finishes.

See page 242 for all colour and finish options.

Gold and Silver leaf finishes available



### Code



<b>CURSOP01</b>	260 x 350 x 600	170 x 260mm	TMS2
<b>CURSOP02</b>	350 x 350 x 900	260 x 260mm	TWC4
<b>CURSOP03</b>	460 x 350 x 1200	360 x 260mm	TWC4





# ursula

A natural compliment to Sophia for features or walls.

Une partenaire naturelle pour Sophia, en solo ou pour créer des barrières.



## Colours + Finishes

**BS4800 and RAL Classic:** Full colour range in polished gloss, satin, matt and textured matt finishes.

**Standard colours:** All finishes.

**Polished Metallics:** All finishes.

**Textured Metallics:** All finishes.

**Polished Pearlescents:** All finishes.

**Polished Stardust:** All finishes.

**Natural:** All finishes.

**Dapple and Vintage:** All finishes.

See page 242 for all colour and finish options.

Gold and Silver leaf  
finishes available



Code				
<b>CURURS01</b>	510 x 350 x 600		260 x 260mm	TWC4
<b>CURURS02</b>	590 x 350 x 900		260 x 260mm	TWC4
<b>CURURS03</b>	670 x 350 x 1200		260 x 260mm	TWC4



# bridget

Beautiful interlocking barriers that combine with Marilyn, Ursula and Sophia for funky features and stylish screening.

Protected by full European Design Registration No 000821970-0002 + 000821970-0001.

Belles barrières modulables qui se combinent avec Marilyn, Ursula et Sophia pour créer des cloisons design et actuelles.





## Colours + Finishes

**BS4800 and RAL Classic:** Full colour range in polished gloss, satin, matt and textured matt finishes.

**Standard colours:** All finishes.

**Polished Metallics:** All finishes.

**Textured Metallics:** All finishes.

**Polished Pearlescents:** All finishes.

**Polished Stardust:** All finishes.

**Natural:** All finishes.

**Dapple and Vintage:** All finishes.

See page 242 for all colour and finish options.

Gold and Silver leaf finishes available

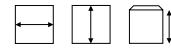


CURBRI01 (out/out)



CURBRI02 (in/out)

### Code



<b>CURBRI01</b>	900 x 350 x 900mm (out/out)	TMS8
<b>CURBRI02</b>	900 x 350 x 900mm (in/out)	TMS8
<b>CURBRI03</b>	900 x 350 x 600mm (out/out)	TMS8
<b>CURBRI04</b>	900 x 350 x 600mm (in/out)	TMS8







# curvy s barrier

A sinuous curvaceous screen or stand alone highlight.

Un écran sinueux ou un élément seul courbe.

## Colours + Finishes

**BS4800 and RAL Classic:** Full colour range in polished gloss, satin, matt and textured matt finishes.

**Standard colours:** All finishes.

**Polished Metallics:** All finishes.

**Textured Metallics:** All finishes.

**Polished Pearlescents:** All finishes.

**Polished Stardust:** All finishes.

**Natural:** All finishes.

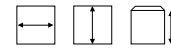
**Dapple and Vintage:** All finishes.

See page 242 for all colour and finish options.

Gold and Silver leaf finishes available



### Code



**CURSB01**

1200 x 350 x 700mm

TMS10

**CURSB02**

1200 x 350 x 1050mm

TMS10





# curvy troughs

Use singly or combine for a sinuous, snaking ribbon of planting.

A décliner séparément ou en combinaisons modulaires.

## Colours + Finishes

**BS4800 and RAL Classic:** Full colour range in polished gloss, satin, matt and textured matt finishes.

**Standard colours:** All finishes.

**Polished Metallics:** All finishes.

**Textured Metallics:** All finishes.

**Polished Pearlescents:** All finishes.

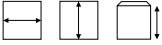

**Polished Stardust:** All finishes.


**Natural:** All finishes.

**Dapple and Vintage:** All finishes.

See page 242 for all colour and finish options.

Gold and Silver leaf finishes available

Code		
<b>CURTR01</b>	600 x 350 x 350mm	TMN2 x 2
<b>CURTR02</b>	900 x 350 x 350mm	TMN3 x 2
<b>CURTR03</b>	1200 x 350 x 350mm	TMN4 x 2



# curvy desktop

Cute, mini planters and troughs to be used singly or together for the full Curvy effect in miniature.

Mini-pots et mini-jardinières à employer séparément ou ensemble pour produire l'effet 'Curvy' en miniature.



CURMARDT01



CURBRIT01

## Colours + Finishes

**BS4800 and RAL Classic:** Full colour range in polished gloss, satin, matt and textured matt finishes.

**Standard colours:** All finishes.

**Polished Metallics:** All finishes.

**Textured Metallics:** All finishes.

**Polished Pearlescents:** All finishes.

**Polished Stardust:** All finishes.

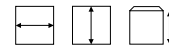
**Natural:** All finishes.

**Dapple and Vintage:** All finishes.

See page 242 for all colour and finish options.

Gold and Silver leaf finishes available

## Code



**CURMARDT01** 200 x 200 x 200mm

TMS1

**CURBRIT01** 550 x 200 x 200mm

TMS3



# swan

A piece of art in its own right. Swan swims alone or with signets in tow.

Une œuvre d'art dans son propre droit. Le Cygne 'Swan' nage seul ou accompagnés de ces cygneaux.

## Colours + Finishes

**BS4800 and RAL Classic:** Full colour range in polished gloss, satin, matt and textured matt finishes.

**Standard colours:** All finishes.

**Polished Metallics:** All finishes.

**Textured Metallics:** All finishes.

**Polished Pearlescents:** All finishes.






**Polished Stardust:** All finishes.

**Natural:** All finishes.

**Dapple and Vintage:** All finishes.

See page 242 for all colour and finish options.

Gold and Silver leaf finishes available

Code					
<b>CURSWA01</b>	740 x	350 x	1500	260 x 260mm	TWC4
<b>CURSWA02</b>	800 x	350 x	1800	260 x 260mm	TWC4





# jayne planter + furniture

Both planter and table/stool combinations.  
Suitable for use indoors and as patio furniture.

Protected by full European Design Registration No 000821970-0003.

Un bac et table/tabouret. Parfait pour l'usage à l'intérieur et à l'extérieur. Protégé par le brevet No. 000821970-0003.

## Colours + Finishes

**BS4800 and RAL Classic:** Full colour range in polished gloss, satin, matt and textured matt finishes.

**Standard colours:** All finishes.

**Polished Metallics:** All finishes.

**Textured Metallics:** All finishes.

**Polished Pearlescents:** All finishes.

**Polished Stardust:** All finishes.





**Natural:** All finishes.




**Dapple and Vintage:** All finishes.

See page 242 for all colour and finish options.

Gold and Silver leaf finishes available



Code	  	
<b>CURJAP01</b>	400 x 400 x 400mm	TWC4
<b>CURJAP02</b>	550 x 550 x 550mm	TWC6/8
<b>CURJAP03</b>	700 x 700 x 700mm	TWC8/10

Code	  	
<b>CURJAS01</b>	400 x 400 x 400mm	Stool
<b>CURJAT01</b>	550 x 550 x 550mm	Table
<b>CURJAT02</b>	700 x 700 x 700mm	Table

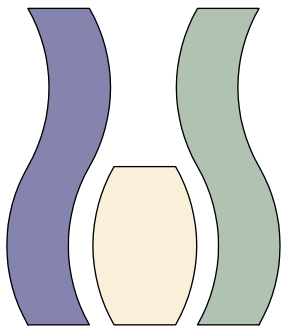


# curvy combinations

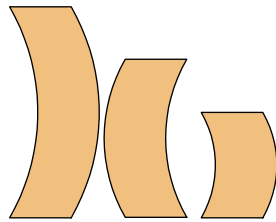
The beauty of Curvy is the endless combination possibilities, from extensive and varied planter walls for subdividing space, to fascinating and gorgeous standalone features. Take a look at the ideas below and be inspired to create your own unique arrangement – not forgetting you can use our Holey Design feature for even more individuality.

La beauté de la gamme Curvy est la possibilité de créer des compositions à l'infini et modulable : de cloisons variées pour diviser l'espace, au bac seul modern et sculpturale.


Soyez inspirés par les idées ci-dessous pour créer votre propre composition unique - sans oublier une touche encore plus créative en rajoutant les trous de 'Holey design'.



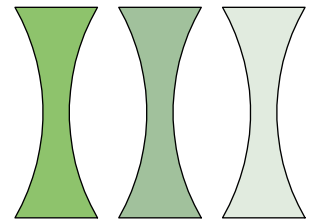
CURS03 CURURS02 CURS03




CURMA03 CURMA02 CURMA01



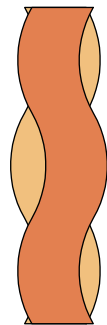
CURDS01 CURS02 CURS01




CURSOP03 x 3




CURMA02 CURMA02 CURURS03




CURDS01 x 2



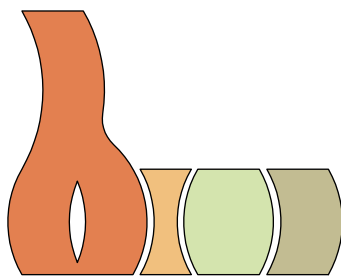
CURDS01 x 2



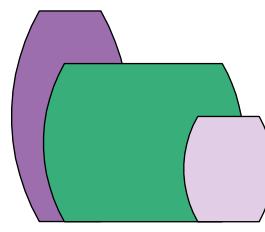
CURS03 CURS02 CURS01



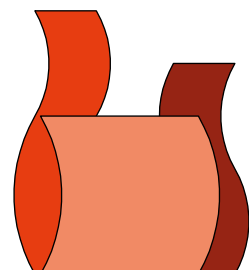
CURS01 CURMA02 CURBRI03



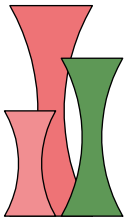
CURSWA01 CURSOP01 CURMA01 CURURS01



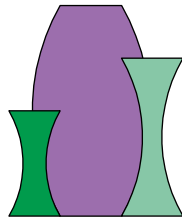
CURURS03 CURURS01 CURBRI01



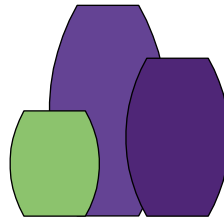
CURS02 CURS01 CURBRI02



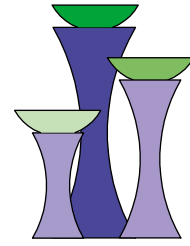
CURSOP01 CURSOP02  
CURSOP03



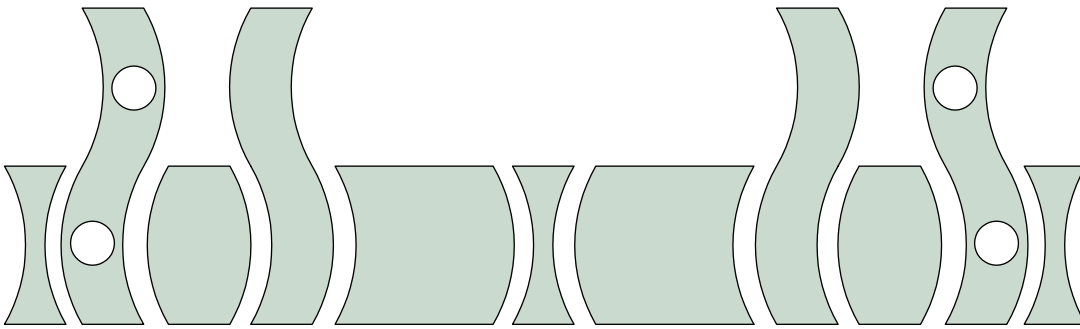
CURSOP01 CURSOP02  
CURURS03



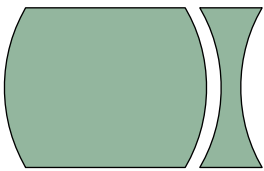
CURURS01 CURURS02  
CURURS03



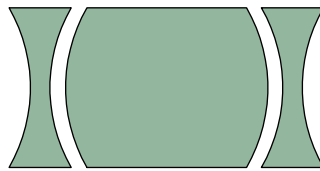
VANC01 VANC02  
VANC03



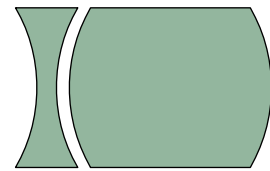
CURSOP02 CURURS02 CURBRI02 CURSOP02 CURBRI02 CURURS02 CURSOP02  
CURSHD Special CURS03 CURSHD Special



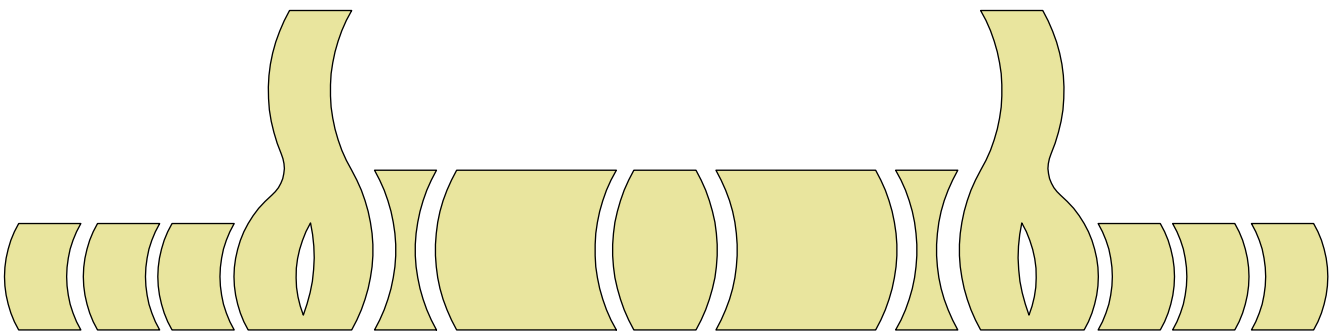
CURBRI01 CURSOP02



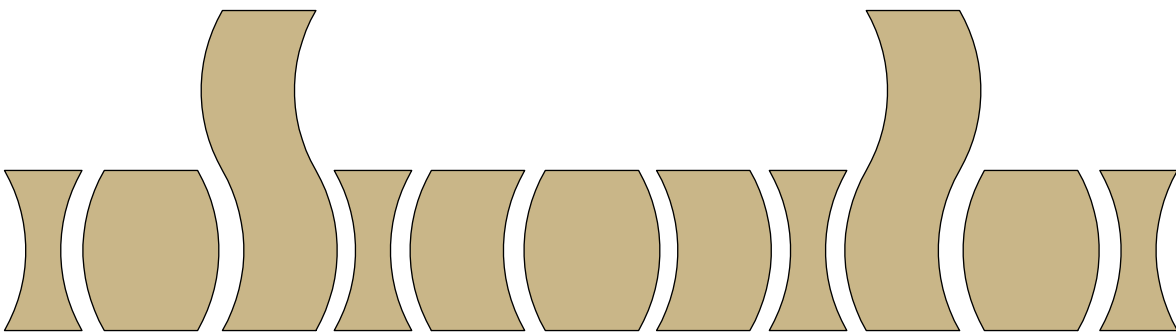
CURSOP02 CURBRI01 CURSOP02



CURSOP02 CURBRI01



CURMA01 X 3 CURSWA02 CURSOP02 CURBRI02 CURURS02 CURBRI02 CURSOP02 CURSWA02 CURMA01 X 3



CURSOP01 CURURS01 CURS01 CURSOP01 CURMA01 CURURS01 CURMA01 CURSOP01 CURS01 CURURS01 CURSOP01



# holey design

Create your own masterpiece or choose one of ours. Perforate your planter in the style of Barbera Hepworth using 5 different geometric shapes in various sizes. Just send us a sketch and we will do the rest

Créez votre propre chef-d'œuvre ou choisissez l'un des nôtres. Perforez votre bac dans le style de Barbera Hepworth en utilisant 5 différentes formes géométriques de différentes tailles. Il suffit de nous envoyer un croquis et nous ferons le reste.





holey design

# holey design

Personalise a wide selection of Livinggreen planters with bespoke perforations in a variety of shapes. Takes design to a whole new level. Just send us your ideas or choose from one of our standard designs.

Personnalisez un large choix de bacs Livinggreen avec des perforations sur mesure dans une variété de formes. Envoyez-nous vos idées ou faites votre choix parmi un de nos modèles standards.





## Colours + Finishes

**BS4800 and RAL Classic:** Full colour range in polished gloss, satin, matt and textured matt finishes.

**Standard colours:** All finishes.

**Polished Metallics:** All finishes.

**Textured Metallics:** All finishes.

**Polished Pearlescents:** All finishes.

**Polished Stardust:** All finishes.

**Natural:** All finishes.

**Dapple and Vintage:** All finishes.

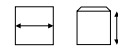
See page 242 for all colour and finish options.

Gold and Silver leaf finishes available



## Maxi Flare HD

**Code**



**MAXFLAHD01** 400 x 1200mm

TWC3

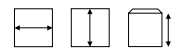
**MAXFLAHD02** 400 x 1500mm

TWC3



## Barrier HD

**Code**



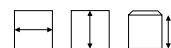
**BARRHD01** 900 x 300 x 900mm

TMS8



## Curvy S HD

**Code**



**CURSHD01** 350 x 350 x 1200mm

TWC3

**CURSHD02** 350 x 350 x 1500mm





TWC3

**CURSHD03** 350 x 350 x 1800mm

TWC3





# holey design (continued)

## Tower HD

Code	  	
TOWHD01	400 x 400 x 900mm	TMC3
TOWHD02	400 x 400 x 1200mm	TWC3



## Linbar HD

Code	  	
LINBARHD01	900 x 350 x 900mm	TMS8



Models shown below are the only items that can be used to create holey design planters. Choose the model and size and add one or more of the four shapes listed in the sizes available as shown on our price list. Please always check with us that your design is achievable before quoting your customer.

Les modèles illustrés ci-dessous sont les seuls références qui peuvent être utilisées pour créer des bacs design troués : Holey design. Choisissez le modèle et la taille et ajouter une ou plusieurs des quatre formes énumérées dans les tailles disponibles, comme indiqué sur notre liste de prix. Merci de vérifier toujours avec nous que votre conception est réalisable avant d'informer votre client.



### MODELS:

- Curvy S
- Curvy Marilyn
- Curvy Bridget
- Towik
- Tower
- Julius Octavia
- Pillar
- Geo Flare
- Linik
- Barrier

### SHAPES:

- Circle
- Square
- Triangle
- Oval







## **avant-garde** range

A collection of contemporary designs, each with a different personality to individualise and define. Perfect as a showcase for pearlescent and stardust finishes but also in bold bright colours.

Une collection de contenants contemporains, chacun avec une personnalité différente, à disposer seul ou dans un ensemble. Parfait pour démontrer les finitions 'perle' et 'stardust' mais également dans des couleurs tendances polies.



avant-garde



# blob

Created for spectacular specimen planting of every size. Compliments without overshadowing.

Crée pour mettre en valeur des espèces spectaculaires, disponible en plusieurs tailles.





## Colours + Finishes

**BS4800 and RAL Classic:** Full colour range in polished gloss, satin, matt and textured matt finishes.

**Standard colours:** All finishes.

**Polished Metallics:** All finishes.

**Textured Metallics:** All finishes.

**Polished Pearlescents:** All finishes.

**Polished Stardust:** All finishes.






**Natural:** All finishes.

**Dapple and Vintage:** All finishes.

See page 242 for all colour and finish options.

Gold and Silver leaf finishes available



Code					
<b>BLOB01</b>	650 x 560 x 500	445 x 420mm	TWC8		
<b>BLOB02</b>	975 x 840 x 750	600 x 570mm	TCN6x2		
<b>BLOB03</b>	1100 x 950 x 850	700 x 640mm	TCN6x3		
<b>BLOB04</b>	1540 x 1330 x 1190	1000 x 960mm	TCN9x2		



# float

Broad solid lips with a sunken centre, standing proud of the ground. Despite their size, Floats seem to hang in the air.

Des bords larges avec un centre creux, malgré sa taille, Float semble être suspendu dans l'air.





## Colours + Finishes

**BS4800 and RAL Classic:** Full colour range in polished gloss, satin, matt and textured matt finishes.

**Standard colours:** All finishes.

**Polished Metallics:** All finishes.

**Textured Metallics:** All finishes.

**Polished Pearlescents:** All finishes.

**Polished Stardust:** All finishes.

**Natural:** All finishes.

**Dapple and Vintage:** All finishes.






See page 242 for all colour and finish options.



FLOA01



FLOAT01

Code					
<b>FLOA01</b>	600 x 600 x 300	300 x 300mm	TWC2		
<b>FLOA02</b>	800 x 800 x 400	400 x 400mm	TWC3		
<b>FLOA03</b>	1000 x 1000 x 450	500 x 500mm	TWC6		
<b>FLOA04</b>	1200 x 1200 x 450	600 x 600mm	TMN4x2		
<b>FLOAT01</b>	900 x 550 x 300	600 x 250mm	TMS5		





# bill

Our interpretation of the classic flowerpot. Features wide, straight sided rims.

Notre interprétation du pot de fleurs classique. Bords larges et carrés.





## Colours + Finishes

**BS4800 and RAL Classic:** Full colour range in polished gloss, satin, matt and textured matt finishes.

**Standard colours:** All finishes.

**Polished Metallics:** All finishes.

**Textured Metallics:** All finishes.

**Polished Pearlescents:** All finishes.





**Polished Stardust:** All finishes.

**Natural:** All finishes.

**Dapple and Vintage:** All finishes.

See page 242 for all colour and finish options.

Gold and Silver leaf finishes available

Code				
<b>BILL01</b>	400 x 400		310mm	TWC3
<b>BILL02</b>	600 x 600		490mm	TWC6
<b>BILL03</b>	800 x 800		670mm	TWC10
<b>BILL04</b>	1000 x 1000		850mm	TWC12
<b>BILL05</b>	1200 x 1200		1050mm	TWC12
<b>Tapered Tall</b>				
<b>BILL06</b>	470 x 800		390mm	TWC3
<b>BILL07</b>	470 x 1000		390mm	TWC4





# ben

Sharply modern with thick rims. Designed for feature plants up to 8m tall. Larger sizes on request.

Modern avec des bords généreux. Conçu pour des plantes spécimens jusqu'à 8m d'hauteur. Plus grandes tailles disponibles sur demande.







## Colours + Finishes

**BS4800 and RAL Classic:** Full colour range in polished gloss, satin, matt and textured matt finishes.

**Standard colours:** All finishes.

**Polished Metallics:** All finishes.

**Textured Metallics:** All finishes.

**Polished Pearlescents:** All finishes.





**Polished Stardust:** All finishes.

**Natural:** All finishes.

**Dapple and Vintage:** All finishes.

See page 242 for all colour and finish options.

Gold and Silver leaf finishes available

Code	  	
<b>BEN01</b>	400 x 400 x 400mm	TWC3
<b>BEN02</b>	600 x 600 x 600mm	TWC6
<b>BEN03</b>	600 x 600 x 720mm	TWC6
<b>BEN04</b>	800 x 800 x 800mm	TWC10
<b>BEN05</b>	800 x 800 x 960mm	TWC10
<b>BEN06</b>	1000 x 1000 x 1000mm	TWC12
<b>BEN07</b>	1000 x 1000 x 1200mm	TWC12
<b>BEN08</b>	1200 x 1200 x 1200mm	ASK
<b>Tapered Tall</b>		
<b>BEN09</b>	470 x 470 x 900mm	TWC4
<b>BEN10</b>	475 x 475 x 1200mm	TWC4
<b>BEN11</b>	480 x 480 x 1500mm	TWC4



# hug

Modular barriers and planters with interlocking, curved ends. Mix and match in height, width and colour. Striking as a stand alone planter.

Barrières modulables qui s'emboîtent avec des extrémités incurvées et courbes. Ludique, jouez avec les hauteurs, largeurs et couleurs.



## Colours + Finishes

**BS4800 and RAL Classic:** Full colour range in polished gloss, satin, matt and textured matt finishes.

**Standard colours:** All finishes.

**Polished Metallics:** All finishes.

**Textured Metallics:** All finishes.

**Polished Pearlescents:** All finishes.

**Polished Stardust:** All finishes.

**Natural:** All finishes.

**Dapple and Vintage:** All finishes.

See page 242 for all colour and finish options.



Barrier HUG004-6



Planter HUG001-3



Barrier HUG104-6



Planter HUG101-3

### Code



#### Planter

<b>HUG001</b>	500 x 350 x 600	410 x 260mm	TMS3
---------------	-----------------	-------------	------

<b>HUG002</b>	500 x 350 x 900	410 x 260mm	TMS3
---------------	-----------------	-------------	------

<b>HUG003</b>	500 x 350 x 1200	410 x 260mm	TMS3
---------------	------------------	-------------	------

#### Barrier

<b>HUG004</b>	1200 x 350 x 600	1100 x 260mm	TMS8
---------------	------------------	--------------	------

<b>HUG005</b>	1200 x 350 x 900	1100 x 260mm	TMS8
---------------	------------------	--------------	------

<b>HUG006</b>	1200 x 350 x 1200	1100 x 260mm	TMS8
---------------	-------------------	--------------	------

#### Planter

<b>HUG101</b>	500 x 350 x 600	275 x 260mm	TWC2
---------------	-----------------	-------------	------

<b>HUG102</b>	500 x 350 x 900	275 x 260mm	TWC2
---------------	-----------------	-------------	------

<b>HUG103</b>	500 x 350 x 1200	275 x 260mm	TWC2
---------------	------------------	-------------	------

#### Barrier

<b>HUG104</b>	1200 x 350 x 600	975 x 260mm	TMS7
---------------	------------------	-------------	------

<b>HUG105</b>	1200 x 350 x 900	975 x 260mm	TMS7
---------------	------------------	-------------	------

<b>HUG106</b>	1200 x 350 x 1200	975 x 260mm	TMS7
---------------	-------------------	-------------	------





# ying + yang

Two sides of the same coin. Use one of each for dual design elegance or singly as space saving features.

Les pièces jumelles à disposer ensemble ou séparément.





Ying 01



Yang 01



Yang 02 in gold leaf

## Colours + Finishes

**BS4800 and RAL Classic:** Full colour range in polished gloss, satin, matt and textured matt finishes.

**Standard colours:** All finishes.

**Polished Metallics:** All finishes.

**Textured Metallics:** All finishes.

**Polished Pearlescents:** All finishes.

**Polished Stardust:** All finishes.

**Natural:** All finishes.

**Dapple and Vintage:** All finishes.

See page 242 for all colour and finish options.

Gold and Silver leaf finishes available

Code				
<b>YING01</b> Narrow Top	340 x 790mm		220mm	TWC3
<b>YING02</b> Narrow Top	420 x 1045mm		280mm	TWC4
<b>YING03</b> Narrow Top	500x1600mm		330mm	TWC4
<b>YANG01</b> Bulbous Top	340 x 790mm		220mm	TWC3
<b>YANG02</b> Bulbous Top	420 x 1045mm		280mm	TWC4
<b>YANG03</b> Bulbous Top	500x1600mm		330mm	TWC4



Ying 02 with Yang 01



# stack

Original layered geometric design on elegant tapered flutes.

Une conception originale de couches géométriques sur élégantes flûtes coniques.





## Colours + Finishes

**BS4800 and RAL Classic:** Full colour range in polished gloss, satin, matt and textured matt finishes.

**Standard colours:** All finishes.

**Polished Metallics:** All finishes.

**Textured Metallics:** All finishes.

**Polished Pearlescents:** All finishes.

**Polished Stardust:** All finishes.

**Natural:** All finishes.

See page 242 for all colour and finish options.



Code					
<b>STAK01</b>	275 x 275 x 730			200 x 200mm	TMS2
<b>STAK02</b>	350 x 350 x 860			290 x 290mm	TMS4
<b>STAK03</b>	460 x 460 x 1010			380 x 380mm	TMS4



# spin

Creating the illusion of movement through regular circular ribbing and complex reflections.

Création de l'illusion du mouvement par une surface nervurée régulière aux reflets intrigants.





## Colours + Finishes

**BS4800 and RAL Classic:** Full colour range in polished gloss, satin, matt and textured matt finishes.

**Standard colours:** All finishes.

**Polished Metallics:** All finishes.

**Textured Metallics:** All finishes.

**Polished Pearlescents:** All finishes.





**Polished Stardust:** All finishes.

**Natural:** All finishes.

**Dapple and Vintage:** All finishes.

See page 242 for all colour and finish options.



Code				
SPIN01	450 x 535		380mm	TWC6
SPIN02	400 x 900		330mm	TWC4
SPIN03	450 x 1200		380mm	TWC4






# flip

Reverse tapered flutes with feature raised base. Clean design for all types of planting.

Conique avec une base soulevée. Design épuré pour tous types de plantations.



## Colours + Finishes

**BS4800 and RAL Classic:** Full colour range in polished gloss, satin, matt and textured matt finishes.

**Standard colours:** All finishes.

**Polished Metallics:** All finishes.

**Textured Metallics:** All finishes.

**Polished Pearlescents:** All finishes.





**Polished Stardust:** All finishes.

**Natural:** All finishes.

**Dapple and Vintage:** All finishes.

See page 242 for all colour and finish options.



Code				
<b>FLIP01</b>	500 x 390	360mm	TWC4	
<b>FLIP02</b>	650 x 520	470mm	TWC6	
<b>FLIP03</b>	500 x 580	300mm	TWC4	
<b>FLIP04</b>	500 x 750	300mm	TWC4	
<b>FLIP05</b>	500 x 1050	300mm	TWC4	





# fusion

Gently curved and slender creating large displays where space is limited.

Légèrement courbe et élégant, possibilité de créer une composition en hauteur quand l'espace est limité.



Dapple grey finish





## Colours + Finishes

**BS4800 and RAL Classic:** Full colour range in polished gloss, satin, matt and textured matt finishes.

**Standard colours:** All finishes.

**Polished Metallics:** All finishes.

**Textured Metallics:** All finishes.

**Polished Pearlescents:** All finishes.

**Polished Stardust:** All finishes.





**Natural:** All finishes.

**Dapple and Vintage:** All finishes.

See page 242 for all colour and finish options.

Gold and Silver leaf finishes available



Code				
<b>FUSION01</b>	320 x 1000		230mm	TWC2
<b>FUSION02</b>	420 x 1300		290mm	TWC3
<b>FUSION03</b>	500 x 1600		340mm	TWC4



Fusion03 (dapple grey finish)

# time

Doubly curvaceous with perfect symmetry top to bottom. Great stability and a large planting area.

Doublement courbe avec une symétrie parfaite. Grande stabilité et une surface de plantation importante.





## Colours + Finishes

**BS4800 and RAL Classic:** Full colour range in polished gloss, satin, matt and textured matt finishes.

**Standard colours:** All finishes.

**Polished Metallics:** All finishes.

**Textured Metallics:** All finishes.

**Polished Pearlescents:** All finishes.

**Polished Stardust:** All finishes.

**Natural:** All finishes.

**Dapple and Vintage:** All finishes.

See page 242 for all colour and finish options.

Gold and Silver leaf finishes available



### Code



**TIME01**

440 x 1080

360mm

TWC3

**TIME02**

560 x 1360

450mm

TWC4





# easter island

Ultra modern design inspired by the Moai statues. Each planter has an optional second planter or shelf which can be used to present brochures (reception areas), as a writing stand, a glass stand (for bars, hotels etc) or for lights, ornaments etc. Each planter also slots into the other for creating walls or special features.

Design modern, inspiré par les statues Moai de l'Île de Pâques. Chaque pot offre la possibilité d'un bac de plantation en plus ou une étagère en option. L'étagère peut être utilisée pour des brochures (accueils), comme une écritoire, un support pour un verre (bars, hôtels) ou pour un élément de décoration comme une lampe. Chaque bac est modulable avec les autres de la gamme, pour créer des cloisons rythmées ou barrières sculpturales.





EASIL01

EASIL02



EASILB01



Suggested layouts

## Colours + Finishes

**BS4800 and RAL Classic:** Full colour range in polished gloss, satin, matt and textured matt finishes.

**Standard colours:** All finishes.

**Polished Metallics:** All finishes.

**Textured Metallics:** All finishes.

**Polished Pearlescents:** All finishes.

**Polished Stardust:** All finishes.

**Natural:** All finishes.

**Dapple and Vintage:** All finishes.

See page 242 for all colour and finish options.

Gold and Silver leaf finishes available

Supplied with topmost area in planter form and lower area as shelf as standard. Please specify at time of ordering for variations from this layout

Livré automatiquement en 'standard' avec le bac le plus élevé sous forme de bac à planter et la zone inférieure en étagère. Merci de spécifier au moment de passer la commande pour une variation de cette disposition.

Code					
<b>EASIL01</b>	400 x	350 x	1200	200 x	260mm
<b>Optional second planter</b>	250 x	350 x	240	170 x	260mm
<b>EASIL02</b>	450 x	350 x	1600	200 x	260mm
<b>Optional second planter</b>	290 x	350 x	250	200 x	260mm
<b>EASILB01</b>	1000 x	350 x	900	700 x	260mm



Standard planter and shelf configuration



# dune

Broad feature lips brighten foliage from below with reflected light. Beautiful in Pearlescent and Stardust.

Des bords généreux réfléchissant la lumière en dessous du feuillage. Sublime dans les finitions 'perle' et 'stardust'.



DUNE05 (pastel orange)



DUNE05 (pastel violet)



## Colours + Finishes

**BS4800 and RAL Classic:** Full colour range in polished gloss, satin, matt and textured matt finishes.

**Standard colours:** All finishes.

**Polished Metallics:** All finishes.

**Textured Metallics:** All finishes.

**Polished Pearlescents:** All finishes.

**Polished Stardust:** All finishes.




**Natural:** All finishes.

**Dapple and Vintage:** All finishes.

See page 242 for all colour and finish options.

Gold and Silver leaf finishes available



Code	 	
<b>DUNE01</b>	500 x 510mm	TWC4
<b>DUNE02</b>	500 x 670mm	TWC6
<b>DUNE03</b>	670 x 670mm	TWC8
<b>DUNE04</b>	500 x 900mm	TWC4
<b>DUNE05</b>	500 x 1200mm	TWC4



# wave

Create stunning snaking barriers, wrap around pillars or use as a stand alone feature. Highly flexible planter in 4 heights.

Créez des barrières qui serpentent, qui s'enroulent autour des colonnes, les quatre hauteurs sont modulables.



## Colours + Finishes

**BS4800 and RAL Classic:** Full colour range in polished gloss, satin, matt and textured matt finishes.

**Standard colours:** All finishes.

**Polished Metallics:** All finishes.

**Textured Metallics:** All finishes.

**Polished Pearlescents:** All finishes.

**Polished Stardust:** All finishes.

**Natural:** All finishes.

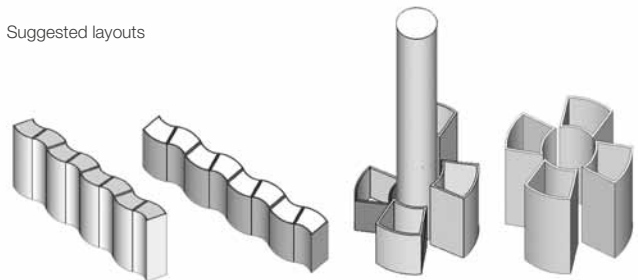
**Dapple and Vintage:** All finishes.

See page 242 for all colour and finish options.



Code					
<b>WAVE01</b>	470 x	410 x	450	240 x 280mm	TWC4
<b>WAVE02</b>	470 x	410 x	600	240 x 280mm	TWC4
<b>WAVE03</b>	470 x	410 x	900	240 x 280mm	TWC4
<b>WAVE04</b>	470 x	410 x	1200	240 x 280mm	TWC4

Suggested layouts



Wave barriers

Column planting





# u.n.c

Write it large with our stunning three letter combination for fun dividers. Specify blank tops for writing areas or stands in a barrier run.

Écrivez-le en grand avec notre étonnante combinaison de trois lettres pour créer des séparations en s'amusant. Spécifiez en meuble étagère ou en pot de plantation.



## Colours + Finishes

**BS4800 and RAL Classic:** Full colour range in polished gloss, satin, matt and textured matt finishes.

**Standard colours:** All finishes.

**Polished Metallics:** All finishes.

**Textured Metallics:** All finishes.

**Polished Pearlescents:** All finishes.

**Polished Stardust:** All finishes.

**Natural:** All finishes.

**Dapple and Vintage:** All finishes.

See page 242 for all colour and finish options.



UPLANT01



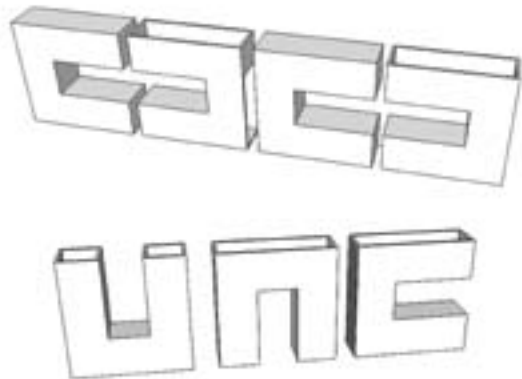
NPLANT01



CPLANT01

Code					
<b>UPLANT01</b>	900 x 300 x 900	230 x 230mm	TWC2		
<b>NPLANT01</b>	900 x 300 x 900	820 x 220mm	TMS7		
<b>CPLANT01</b>	900 x 300 x 900	820 x 220mm	TMS7		

Suggested layout showing alternating planter and shelf tops





# tulip

Two head sizes and any length of stem to 4m makes Tulip the ultimate plaything. Use in combination with Cloud Base for a stunning reception display. Use with reverse head as a base or on the single stem stand for a more discreet space saving display. All parts can be different colours if required.

Deux tailles et formes de tête et une longueur de tige jusqu'à 4m rend la Tulipe ludique. Utilisation en combinaison avec la Base de 'Cloud' / Nuage pour une composition spectaculaire. Utilisez avec la tête comme socle ou sur le stand pour une seule tige. Toutes les pièces (tige/tête/socle) peuvent être en couleurs différentes.







TULIPH02  
on standard base

TULIPH01  
on standard base



CLOUDB01

## Colours + Finishes

**BS4800 and RAL Classic:** Full colour range in polished gloss, satin, matt and textured matt finishes.

**Standard colours:** All finishes.

**Polished Metallics:** All finishes.

**Textured Metallics:** All finishes.



**Polished Pearlescents:** All finishes.

**Polished Stardust:** All finishes.

**Natural:** All finishes.

**Dapple and Vintage:** All finishes.

See page 242 for all colour and finish options.

Code				
TULIPH01	400 x 486		340mm	TWC3
TULIPH02	527 x 486		460mm	TWC4

### Tulip Stem


TULIPST	110 x 110	1000-4000mm
---------	-----------	-------------

Available in any length from 1000mm to 4000mm

### Standard Base

#### TULIPSB01

Suitable for total height up to 2m only

Cloud Base			
CLOUDB01	1660 x 900 x 100mm		

Fits three tulip stems



TULIPH02 used with reversed head as a base



TULIPH01 (x2) & TULIPH02 with cloud base



# vortex

Unique planting cups for stunningly presented displays. Engineered for stability when planted.

Coupe de plantation unique pour mettre en valeur des compositions élaborées ou plantes spécimen. Prévu pour être parfaitement stable une fois planté.





## Colours + Finishes

**BS4800 and RAL Classic:** Full colour range in polished gloss, satin, matt and textured matt finishes.

**Standard colours:** All finishes.

**Polished Metallics:** All finishes.

**Textured Metallics:** All finishes.

**Polished Pearlescents:** All finishes.

**Polished Stardust:** All finishes.

**Natural:** All finishes.

**Dapple and Vintage:** All finishes.

See page 242 for all colour and finish options.

Gold and Silver leaf finishes available



### Code



**VORT01**

440 x 750mm

TWC3

**VORT02**

560 x 950mm

TWC3





# touch

The look of hammered metal without the expense.  
Fabulous in metallic finishes but also in Stardust and Pearlescent.

L'aspect du métal martelé à moindre coût. Extraordinaire dans les finitions métalliques mais également dans le 'stardust' et 'perle'.



Polished metallic bronze



Polished metallic gold



Polished Stardust purple

## Colours + Finishes

**BS4800 and RAL Classic:** Full colour range in polished gloss, satin, matt and textured matt finishes.

**Standard colours:** Polished, matt and satin only.

**Polished Metallics:** All finishes.

**Textured Metallics:** N/A

**Polished Pearlescents:** All finishes.




**Polished Stardust:** All finishes.

**Natural:** N/A

**Dapple and Vintage:** N/A

See page 242 for all colour and finish options.



Code	 	
<b>TOUCH01</b>	360 x 605mm	TWC3
<b>TOUCH02</b>	385 x 805mm	TWC4
<b>TOUCH03</b>	400 x 1005mm	TWC4



Polished metallic copper

# bullit

Replicating handmade hammered metal designs but available in our beautiful coloured pearl, stardust and metallic finishes.

Inspiré par le métal martelé, mais disponible dans nos belles finitions perlé, stardust et métalliques.

## Colours + Finishes

**BS4800 and RAL Classic:** Full colour range in polished gloss, satin, matt and textured matt finishes.

**Standard colours:** Polished, matt and satin only.

**Polished Metallics:** All finishes.

**Textured Metallics:** N/A

**Polished Pearlescents:** All finishes.

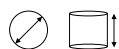
**Polished Stardust:** All finishes.

**Natural:** N/A

**Dapple and Vintage:** N/A

See page 242 for all colour and finish options.

### Code



**BULL01**

180 x 500mm

**BULL02**

380 x 1020mm

TWC3





# squeeze

Retro fun with the boldest of style statements.  
Fantastic for bright colours.

Amusant type rétro avec une déclaration de style. Fantastique dans les couleurs vives.

## Colours + Finishes

**BS4800 and RAL Classic:** Full colour range in polished gloss, satin, matt and textured matt finishes.

**Standard colours:** All finishes.

**Polished Metallics:** All finishes.

**Textured Metallics:** All finishes.

**Polished Pearlescents:** All finishes.

**Polished Stardust:** All finishes.

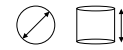
**Natural:** N/A

**Dapple and Vintage:** N/A

See page 242 for all colour and finish options.



### Code



**SQEZ01** 530 x 440mm

TWC3

**SQEZ02** 750 x 590mm

TWC10

**SQEZ03** 420 x 695mm

TWC3

**SQEZ04** 570 x 900mm

TWC4



# layer

Spheres with a twist. Geometric and stratified.

Sphères avec une différence. Géométriques et stratifiés.

## Colours + Finishes

**BS4800 and RAL Classic:** Full colour range in polished gloss, satin, matt and textured matt finishes.

**Standard colours:** All finishes.

**Polished Metallics:** All finishes.

**Textured Metallics:** All finishes.

**Polished Pearlescents:** All finishes.

**Polished Stardust:** All finishes.

**Natural:** N/A

**Dapple and Vintage:** N/A

See page 242 for all colour and finish options.

Code

LAY01



600 x 545mm



TWC4









# luna

Conceived around the concept of the perfect sphere, Luna offers this and more with sphere planters, deep and shallow bowls completing this geometric range. Complete spheres feature a small flat point as standard for stability but can be specified as perfectly round. Ask us to convert Luna Full to a water feature or Luna Half to a hanging bowl for even more options. Try our natural finishes to create 'real' galvanised, rusting or stone balls – with none of the weight and at a fraction of the cost – and up to 1.2m diameter.

Conçu autour de la sphère parfaite, Luna propose cela et plus encore avec des formes sphériques, des coupes profondes et moins profondes complètent cette gamme géométrique. Les sphères complètes en standard disposent d'une petite partie plate pour la stabilité, mais elles sont également disponible parfaitement ronde. Demandez-nous de convertir Luna complète en fontaine d'eau ou la demie Luna en coupe suspendue pour encore plus de possibilités. Essayez nos finitions naturelles pour créer un effet 'réel': en rouille, plomb, pierre - avec un poids négligeable et à une fraction du coût du vrai - jusqu'à 1,2 m de diamètre.





luna



# luna

Perfect spheres, Sphere planters and two bowl options complete this fabulous range. Luna Half or Full can be specified as hanging baskets.

Sphères parfaites, sphère en pot, en objet, et deux options en coupe complètent cette gamme inspirante. Prescrivez Luna en demie ou entière pour des paniers suspendus.



Aged lead Luna Full spheres on the WWF 50th anniversary garden at Hampton Court flower show



Luna Slice (polished black) as bespoke hanging baskets

## Colours + Finishes

**BS4800 and RAL Classic:** Full colour range in polished gloss, satin, matt and textured matt finishes.

**Standard colours:** All finishes.

**Polished Metallics:** All finishes.

**Textured Metallics:** All finishes.

**Polished Pearlescents:** All finishes.

**Polished Stardust:** All finishes.

**Natural:** All finishes.



**Dapple and Vintage:** All finishes.

See page 242 for all colour and finish options.





Gold and Silver leaf finishes available



## Luna Full





Code		
LUNAF01	350mm	NA
LUNAF02	590mm	NA
LUNAF03	780mm	NA
LUNAF04	1200mm	NA

## Luna Slice

Code				
LUNAS01	350 x 290		220mm	TMS2
LUNAS02	590 x 470		300mm	TWC4
LUNAS03	780 x 680		450mm	TWC8
LUNAS04	1200 x 990		700mm	TWC10

Planting diameter can be increased by slicing the top lower on request

## Luna Half

Code				
LUNAH01	350 x 150		300mm	TWC2
LUNAH02	590 x 240		500mm	TWC4
LUNAH03	780 x 350		740mm	TWC6
LUNAH04	1200 x 500		1080mm	TWC8



# luna



## Colours + Finishes

**BS4800 and RAL Classic:** Full colour range in polished gloss, satin, matt and textured matt finishes.

**Standard colours:** All finishes.

**Polished Metallics:** All finishes.

**Textured Metallics:** All finishes.

**Polished Pearlescents:** All finishes.

**Polished Stardust:** All finishes.

**Natural:** All finishes.





**Dapple and Vintage:** All finishes.

See page 242 for all colour and finish options.

Gold and Silver leaf finishes available



## Luna Crescent

Code				
LUNAC01	335 x 100		285mm	NA
LUNAC02	525 x 160		475mm	TWC2
LUNAC03	760 x 230		700mm	TWC3
LUNAC04	1150 x 335		1050mm	TWC6





## pedestals, bowls + urns

Inspirational combinations of modern and classical pedestals, bowls and vases for floral and plant displays. Mix and match in styles and sizes but also in colour and texture. All products are available in every RAL colour plus all our unique finishes. Try polished and textured finishes together in the same colour for added interest.

Compositions inspirées de colonnes classiques et modernes, des coupes et vases pour les compositions florales et végétales. Créez et composez des styles et tailles, mais aussi en couleur et finition. Tous les produits sont disponibles dans toutes les couleurs RAL ainsi que toutes nos finitions uniques. Essayez d'assortir une finition polie avec une finition texturée dans la même couleur pour se démarquer.





pedestals,  
bowls + urns



# pedestals + bowls

**mix and match styles, colours and textures**



Vancouver (polished metallic gold) and Rome (polished metallic black)



Deli (polished old English white)



Palma (polished primrose yellow)



Chicago and Rome (polished metallic black)



Chicago (polished pearlescent purple) and Rome (textured pearlescent purple)



Rio (polished metallic bronze) and Barcelona (textured brilliant white)



New York (polished metallic silver) and Rome (polished pearlescent red)



Stockholm (textured pistachio green)



# pedestals

For temporary display work specify as lightweight for ease of carrying.

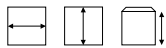
For permanent/semi-permanent displays specify as weighted for added stability.

La légèreté du produit facilite son transport et son installation pour un projet temporaire. Pour une composition permanente ou semi permanente les colonnes peuvent être lestées à la commande pour une stabilité supplémentaire.

## modern pedestals

### Chicago

#### Code



**CHI01** 250 x 250 x 610mm

**CHI02** 350 x 350 x 600mm

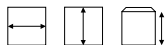
**CHI03** 350 x 350 x 900mm

**CHI04** 350 x 350 x 1200mm



### New York

#### Code



**NEWY01** 280 x 280 x 600mm

**NEWY02** 340 x 340 x 900mm

**NEWY03** 320 x 320 x 1200mm

**NEWY04** 300 x 300 x 1500mm



## Colours + Finishes

**BS4800 and RAL Classic:** Full colour range in polished gloss, satin, matt and textured matt finishes.

**Standard colours:** All finishes.

**Polished Metallics:** All finishes.

**Textured Metallics:** All finishes.

**Polished Pearlescents:** All finishes.

**Polished Stardust:** All finishes.

**Natural:** All finishes.



**Dapple and Vintage:** All finishes.

See page 242 for all colour and finish options.

Gold and Silver leaf finishes available






## Tokyo

Code	 
<b>TOKY01</b>	350 x 600mm
<b>TOKY02</b>	350 x 750mm
<b>TOKY03</b>	350 x 900mm





## Rio

Code	  
<b>RIO01</b>	350 x 350 x 600mm
<b>RIO02</b>	350 x 350 x 900mm
<b>RIO03</b>	350 x 350 x 1200mm



## Moscow




Code	 
<b>MOSC01</b>	440 x 1080
<b>MOSC02</b>	560 x 1360



# pedestals (continued)




modern pedestals continued

## Vancouver

Code	  
<b>VANC01</b>	260 x 350 x 600mm
<b>VANC02</b>	350 x 350 x 900mm
<b>VANC03</b>	460 x 350 x 1200mm



## Monaco

Code	  
<b>MONA01</b>	350 x 350 x 1200mm
<b>MONA02</b>	350 x 350 x 1500mm
<b>MONA03</b>	350 x 350 x 1800mm
<b>Monaco Holey Design</b>	
<b>MONAHD01</b>	350 x 350 x 1200mm
<b>MONAHD02</b>	350 x 350 x 1500mm
<b>MONAHD03</b>	350 x 350 x 1800mm






MONA01

MONAHD01

classical pedestals

## Straight Fluted Pedestal

Code	  
<b>STFLPED01</b>	300 x 300 x 1200mm



## Colours + Finishes

Classical Pedestals

**BS4800 and RAL Classic:** Full colour range in polished gloss, satin, matt and textured matt finishes.

**Standard colours:** All finishes.

**Polished Metallics:** All finishes.

**Textured Metallics:** All finishes.

**Polished Pearlescents:** All finishes.

**Polished Stardust:** All finishes.

**Natural:** All finishes.

**Dapple and Vintage:** N/A.

See page 242 for all colour and finish options.

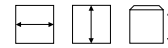


SMFLPED01

LGFLPED01

## Large & Small Fluted Pedestal

Code



**LGFLPED01**

320 x 320 x 1220mm

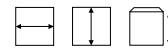
**SMFLPED01**

320 x 320 x 840mm

## Roman



Code



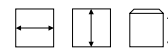
**ROMPED01**

330 x 330 x 680mm

## Square



Code



**SQUPED01**

400 x 400 x 600mm



# combinations

## of pedestals + bowls



Shanghai (polished hot pink)



Dallas (polished metallic silver)



New York (polished brilliant white) and Rome (polished metallic black)



Milan (polished metallic black)



Lyon 01 and 02 (polished pearlescent deep blue)



Rio and Rome (polished metallic gold)



Vienna (polished brilliant white)



Vegas (polished metallic black)



# bowls

All supplied with felt pad bases and fully waterproofed to prevent any danger of leaks. Bowls can be supplied bolted and bonded to a pedestal base on request.

Toutes les coupes sont fournies avec des pastilles en feutrine. A la demande les coupes peuvent être visées ou collées sur une colonne.


## Paris

**Code**   
**PARIS01** 400 x 160mm  
 Ceramic style not smooth or regular

  
 TMS1.5




## Barcelona

**Code**   
**BARCE01** 315 x 255mm  
**BARCE02** 405 x 320mm  
 Ceramic style not smooth or regular

  
 TMS1.5  
 TMS2



## London

**Code**   
**LOND01** 305 x 153mm  
**LOND02** 455 x 253mm  
 Ceramic style not smooth or regular

  
 TMS1.5  
 TMS2





## Colours + Finishes

**BS4800 and RAL Classic:** Full colour range in polished gloss, satin, matt and textured matt finishes.

**Standard colours:** All finishes.

**Polished Metallics:** All finishes.

**Textured Metallics:** All finishes.

**Polished Pearlescents:** All finishes.

**Polished Stardust:** All finishes.

**Natural:** All finishes.




**Dapple and Vintage:** All finishes.

See page 242 for all colour and finish options.

Gold and Silver leaf finishes available






## Rome

Code	 	
<b>ROME01</b>	440 x 270mm	TWC2
<b>ROME02</b>	590 x 365mm	TWC3






## Shanghai

Code	 	
<b>SHANG01</b>	345 x 100mm	N/A
<b>SHANG02</b>	435 x 112mm	N/A
<b>SHANG03</b>	545 x 135mm	N/A



## Milan

Code	 	
<b>MILAN01</b>	195 x 400mm	N/A
<b>MILAN02</b>	250 x 500mm	N/A
<b>MILAN03</b>	265 x 605mm	N/A

# bowls (continued)

## Colours + Finishes

**BS4800 and RAL Classic:** Full colour range in polished gloss, satin, matt and textured matt finishes.

**Standard colours:** All finishes.

**Polished Metallics:** All finishes.

**Textured Metallics:** All finishes.

**Polished Pearlescents:** All finishes.

**Polished Stardust:** All finishes.

**Natural:** All finishes.

**Dapple and Vintage:** All finishes.

See page 242 for all colour and finish options.

Gold and Silver leaf  
finishes available

## Berlin

### Code



**BERLIN01**

360 x 135mm

Ceramic style not smooth or regular

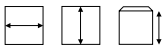


TMS1.5



## Stockholm

### Code



**STOCK01**

346 x 346 x 120mm

Ceramic style not smooth or regular

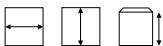


TMS1



## Copenhagen

### Code



**COPEN01**

700 x 200 x 100mm

Ceramic style not smooth or regular



N/A



## Colours + Finishes

**BS4800 and RAL Classic:** Full colour range in polished gloss, satin, matt and textured matt finishes.

**Standard colours:** All finishes.

**Polished Metallics:** All finishes.

**Textured Metallics:** All finishes.

**Polished Pearlescents:** All finishes.

**Polished Stardust:** All finishes.

**Natural:** All finishes.

**Dapple and Vintage:** All finishes.

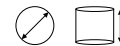
See page 242 for all colour and finish options.

Gold and Silver leaf finishes available



## Oslo

**Code**



**OSLO01**

470 x 375mm

Ceramic style not smooth or regular

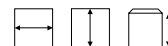


TWC2



## Geneva

**Code**



**GENEVA**

340 x 340 x 150mm

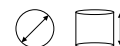


TMS1.5



## Deli

**Code**



**DELI01**

200 x 200mm

Dapple, vintage, gold and silver leaf N/A



N/A



# bowls (continued)

## Colours + Finishes

**BS4800 and RAL Classic:** Full colour range in polished gloss, satin, matt and textured matt finishes.

**Standard colours:** All finishes.

**Polished Metallics:** All finishes.

**Textured Metallics:** All finishes.

**Polished Pearlescents:** All finishes.

**Polished Stardust:** All finishes.

**Natural:** All finishes.

**Dapple and Vintage:** All finishes.

See page 242 for all colour and finish options.

Gold and Silver leaf  
finishes available

## Vienna

### Code



**VIEN01**

225 x 150 x 230mm



N/A

Ceramic style not smooth or regular



## Sicily

### Code



**SICI01**

470 x 165mm



TMS1.5

**SICI02**

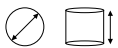
615 x 205mm

TMS1.5



## Fez

### Code



**FEZ01**

210 x 600mm



N/A

Dapple, vintage, gold and silver leaf N/A



## Colours + Finishes

**BS4800 and RAL Classic:** Full colour range in polished gloss, satin, matt and textured matt finishes.

**Standard colours:** All finishes.

**Polished Metallics:** All finishes.

**Textured Metallics:** All finishes.

**Polished Pearlescents:** All finishes.

**Polished Stardust:** All finishes.

**Natural:** All finishes.

**Dapple and Vintage:** All finishes.

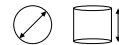
See page 242 for all colour and finish options.

Gold and Silver leaf finishes available



## Kyoto

**Code**



**KYOT01**

300 x 185 x 120mm

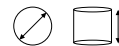
N/A

Ceramic style not smooth or regular



## Lyon

**Code**



**LYON01**

160 x 185mm

N/A

**LYON02**

200 x 235mm

N/A



## Palma

**Code**



**PALM01**

295 x 140mm

TMS1

Ceramic style not smooth or regular

# modern pedestals

## bowls + vases



Barcelona and Rio (polished pistachio green)



Copenhagen (polished pearlescent peacock blue)



Monaco (polished pearlescent purple) and Rome (polished pearlescent purple)



Vancouver (polished espresso brown) and Shanghai (polished metallic gold)



Fez (polished ocean turquoise)





# bowls (continued)

## Colours + Finishes

**BS4800 and RAL Classic:** Full colour range in polished gloss, satin, matt and textured matt finishes.

**Standard colours:** All finishes.

**Polished Metallics:** All finishes.

**Textured Metallics:** All finishes.

**Polished Pearlescents:** All finishes.

**Polished Stardust:** All finishes.

**Natural:** All finishes.

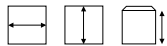
**Dapple and Vintage:** All finishes.

See page 242 for all colour and finish options.

Gold and Silver leaf  
finishes available

## Vegas

**Code**



400 x 400 x 100mm

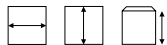


N/A



## Phoenix

**Code**



500 x 250 x 120mm



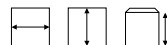
N/A

Raised by 1cm in the middle to give a floating effect



## Dallas

**Code**



300 x 300 x 120mm



N/A

Raised by 1cm in the middle to give a floating effect



## Colours + Finishes

**BS4800 and RAL Classic:** Full colour range in polished gloss, satin, matt and textured matt finishes.

**Standard colours:** All finishes.

**Polished Metallics:** All finishes.

**Textured Metallics:** All finishes.

**Polished Pearlescents:** All finishes.

**Polished Stardust:** All finishes.

**Natural:** All finishes.

**Dapple and Vintage:** All finishes.

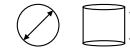
See page 242 for all colour and finish options.

Gold and Silver leaf  
finishes available



## Havana

**Code**



**HAVA01**

350 x 290

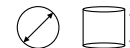
220mm

TMS2



## Florence

**Code**



**FLOR01**

350 x 150

300mm

TWC2

**FLOR02**

590 x 240

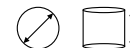
500mm

TWC4



## Minsk

**Code**



**MINS01**

335 x 100

285mm

NA

**MINS02**

525 x 160

475mm

TWC2



# urns

Classic antique urns with breathtaking detail. Use singly or with our classical pedestal collection.

Urnes classiques antiques avec des détails à couper le souffle. Utilisez seuls ou avec notre collection piédestal classique.

## Colours + Finishes

**BS4800 and RAL Classic:** Full colour range in polished gloss, satin, matt and textured matt finishes.

**Standard colours:** All finishes.

**Polished Metallics:** All finishes.

**Textured Metallics:** All finishes.

**Polished Pearlescents:** All finishes.

**Polished Stardust:** All finishes.

**Natural:** All finishes.

**Dapple and Vintage:** N/A.

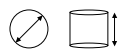
See page 242 for all colour and finish options.



## Roman Urn

### Code

ROMURN01



600 x 740



370mm



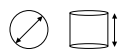
TWC4



## Arundel Urn

### Code

ARUURN01



300 x 370



150mm



TMS1

ARUURN02

400 x 470

200mm

TMS1

ARUURN03

670 x 580

400mm

TWC2



ARUURN03

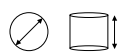


ARUURN01/02

## Hampshire Urn

### Code

HAMURN01



450 x 680



270mm



TWC3







# geo design

A superb selection of architectural planters in strong geometric shapes. All feature clean angles and other sizes can easily be built to order. Like the Spirit range, Geo planters all complement each other and can be used in combination across the range for a cohesive scheme.

Un choix superbe de contenants architecturaux avec des formes géométriques aux angles nets. La gamme Geo est parfaitement complémentaire et modulable.







geo  
design

# barrier

## stylish barriers

Stylish barriers in any size, for interiors and exteriors, roof gardens and receptions.

Barrières épurées disponibles en standard et sur mesure, pour l'intérieur et l'extérieur.









# barrier

As well as our standard range, Barriers can be constructed in literally any size that will fit on a lorry. Using advanced strengthening materials Barriers will not bow no matter how large the size.

Les barrières sont disponibles sur mesure, renforcées pour les grandes dimensions elles ne se déforment pas.



## Colours + Finishes

**BS4800 and RAL Classic:** Full colour range in polished gloss, satin, matt and textured matt finishes.

**Standard colours:** All finishes.

**Polished Metallics:** All finishes.

**Textured Metallics:** All finishes.

**Polished Pearlescents:** All finishes.

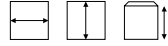

**Polished Stardust:** All finishes.

**Natural:** All finishes.

**Dapple and Vintage:** All finishes.

See page 242 for all colour and finish options.



Code		
<b>BARR01</b>	1000 x 300 x 300mm	TMS8
<b>BARR02</b>	1200 x 300 x 400mm	TMS10
<b>BARR03</b>	1400 x 300 x 700mm	2 x TMN6
<b>BARR04</b>	900 x 300 x 900mm	TMS8
<b>BARR05</b>	1000 x 300 x 900mm	TMS8
<b>BARR06</b>	1000 x 300 x 700mm	TMS8
<b>BARR07</b>	1000 x 200 x 300mm	TMS8
<b>BARR08</b>	1500 x 300 x 300mm	TMS12
<b>BARR09</b>	1500 x 400 x 400mm	TMS12

Many other sizes available.  
Please contact us with  
your exact requirements

### Window Box

<b>BARRWB01</b>	400 x 200 x 230mm	TMS3
<b>BARRWB02</b>	600 x 200 x 230mm	TMS5
<b>BARRWB03</b>	800 x 200 x 230mm	TMS7
<b>BARRWB04</b>	900 x 200 x 230mm	TMS8
<b>BARRWB05</b>	1000 x 200 x 230mm	TMS8
<b>BARRWB06</b>	1200 x 200 x 230mm	TMS10



# cube

Used everywhere and anywhere. Sometimes great design comes naturally and is impossible to beat.

Une forme exceptionnellement polyvalente.





## Colours + Finishes

**BS4800 and RAL Classic:** Full colour range in polished gloss, satin, matt and textured matt finishes.

**Standard colours:** All finishes.

**Polished Metallics:** All finishes.

**Textured Metallics:** All finishes.

**Polished Pearlescents:** All finishes.

**Polished Stardust:** All finishes.

**Natural:** All finishes.

**Dapple and Vintage:** All finishes.

See page 242 for all colour and finish options.



Code		
<b>CUBEDT01</b>	160 x 160 x 160mm	TMS1
<b>CUBEDT02</b>	200 x 200 x 200mm	TMS1
<b>CUBE0</b>	350 x 350 x 350mm	TWC3
<b>CUBE1</b>	400 x 400 x 400mm	TWC4
<b>CUBE2</b>	500 x 500 x 500mm	TWC4
<b>CUBE3</b>	600 x 600 x 600mm	TWC6
<b>CUBE4</b>	700 x 700 x 700mm	TWC10
<b>CUBE5</b>	1000 x 1000 x 1000mm	2 x TCN6
<b>CUBE6</b>	800 x 800 x 800mm	TWC10
<b>CUBE7</b>	900 x 900 x 900mm	TWC12
<b>CUBE8</b>	1200 x 1200 x 1200mm	3 x TCN9



# tower

The strong lines of the Tower range make it a favourite for paired planting and informal screening.

Les lignes fortes de la gamme Tower en font l'idéal pour la plantation jumelée ou en écran.





## Colours + Finishes

**BS4800 and RAL Classic:** Full colour range in polished gloss, satin, matt and textured matt finishes.

**Standard colours:** All finishes.

**Polished Metallics:** All finishes.

**Textured Metallics:** All finishes.

**Polished Pearlescents:** All finishes.





**Polished Stardust:** All finishes.

**Natural:** All finishes.

**Dapple and Vintage:** All finishes.

See page 242 for all colour and finish options.



Code	  	
<b>TOW1</b>	160 x 160 x 200mm	TMS1
<b>TOW2</b>	350 x 350 x 600mm	TWC4
<b>TOW3</b>	350 x 350 x 800mm	TWC4
<b>TOW4</b>	400 x 400 x 1200mm	TWC4/6
<b>TOW5</b>	400 x 400 x 1500mm	TWC4
<b>TOW6</b>	500 x 500 x 1200mm	TWC4/6
<b>TOW7</b>	400 x 400 x 900mm	TWC4
<b>TOW8</b>	400 x 400 x 1800mm	TWC4
<b>TOW9</b>	500 x 500 x 1500mm	TWC4/6
<b>TOW10</b>	500 x 500 x 1800mm	TWC4/6

All towers can be shortened to any height on request





# pillar

So much more than a cost saving alternative to metal pillars, these are the ultimate space savers. Available in every colour and finish for style without compromise.

Moins cher et plus léger qu'en métal. Disponible dans chaque couleur et finition.



## Colours + Finishes

**BS4800 and RAL Classic:** Full colour range in polished gloss, satin, matt and textured matt finishes.

**Standard colours:** All finishes.

**Polished Metallics:** All finishes.

**Textured Metallics:** All finishes.

**Polished Pearlescents:** All finishes.



**Polished Stardust:** All finishes.

**Natural:** All finishes.

**Dapple and Vintage:** All finishes.

See page 242 for all colour and finish options.



Code	 	
PILL01	350 x 600mm	TWC4
PILL02	350 x 750mm	TWC4
PILL03	350 x 900mm	TWC4
PILL04	350 x 1200mm	TWC4
PILL05	430 x 600mm	TWC4
PILL06	430 x 800mm	TWC4
PILL07	430 x 1000mm	TWC4
PILL08	430 x 1200mm	TWC4
PILL09	430 x 1500mm	TWC4

Pillars can be shortened to any height on request







# geo round

A great utility design suitable for almost any location both interior and exterior.

Un design pratique et facilement adaptable à tout type d'endroit à la fois à l'intérieur et à l'extérieur.





## Colours + Finishes

**BS4800 and RAL Classic:** Full colour range in polished gloss, satin, matt and textured matt finishes.

**Standard colours:** All finishes.

**Polished Metallics:** All finishes.

**Textured Metallics:** All finishes.

**Polished Pearlescents:** All finishes.

**Polished Stardust:** All finishes.

**Natural:** All finishes.

**Dapple and Vintage:** All finishes.

See page 242 for all colour and finish options.



Code	 	
<b>ROD01</b>	400 x 300 x 400mm	TWC3
<b>ROD02</b>	400 x 300 x 750mm	TWC4
<b>ROD03</b>	400 x 300 x 1000mm	TWC4
<b>ROD04</b>	550 x 385 x 650mm	TWC8
<b>ROD05</b>	550 x 395 x 890mm	TWC6
<b>ROD06</b>	800 x 640 x 700mm	TWC12



# cylinder

Classic perfect circles with broad lips available in every size including tree planters.

Cylindres parfaits disponibles avec des bords larges dans toutes les tailles y compris les grandes pour les arbres.





## Colours + Finishes

**BS4800 and RAL Classic:** Full colour range in polished gloss, satin, matt and textured matt finishes.

**Standard colours:** All finishes.

**Polished Metallics:** All finishes.

**Textured Metallics:** All finishes.

**Polished Pearlescents:** All finishes.





**Polished Stardust:** All finishes.

**Natural:** All finishes.

**Dapple and Vintage:** All finishes.

See page 242 for all colour and finish options.



Code				
<b>CYLIN01</b>	400 x 400		300mm	TWC3
<b>CYLIN02</b>	500 x 500		400mm	TWC4
<b>CYLIN03</b>	600 x 600		480mm	TWC6
<b>CYLIN04</b>	700 x 700		560mm	TWC6
<b>CYLIN05</b>	800 x 800		640mm	TWC10
<b>CYLIN06</b>	900 x 900		720mm	TWC12
<b>CYLIN07</b>	1000 x 1000		800mm	TCN6 x 3
<b>CYLIN08</b>	1200 x 1200		960mm	TCN9 x 3

See tree planters for larger sizes





# flare + maxi flare

Elegance personified, an architectural statement in their own right.

Élégance personnifiée, un bac architectural.



## Colours + Finishes

**BS4800 and RAL Classic:** Full colour range in polished gloss, satin, matt and textured matt finishes.

**Standard colours:** All finishes.

**Polished Metallics:** All finishes.

**Textured Metallics:** All finishes.

**Polished Pearlescents:** All finishes.

**Polished Stardust:** All finishes.




**Natural:** All finishes.




**Dapple and Vintage:** All finishes.

See page 242 for all colour and finish options.

Gold and Silver leaf finishes available



Code	 	
<b>FLA1</b>	350 x 600mm	TWC4
<b>FLA2</b>	400 x 900mm	TWC4

Code	 	
<b>MAXFLA1</b>	400 x 1200mm	TWC4
<b>MAXFLA2</b>	400 x 1500mm	TWC4





# triangle + diamond

Equilateral tall triangles can be interlocked in different sizes and colours to create features limited only by the imagination. Diamonds are eye-catching space dividers and troughs.

Les grands triangles équilatéraux peuvent s'assembler en différentes tailles et couleurs pour créer des compositions illimitées. Les Geo Diamants sont des jardinières attirantes et originales.





## Colours + Finishes

**BS4800 and RAL Classic:** Full colour range in polished gloss, satin, matt and textured matt finishes.

**Standard colours:** All finishes.

**Polished Metallics:** All finishes.

**Textured Metallics:** All finishes.

**Polished Pearlescents:** All finishes.

**Polished Stardust:** All finishes.




**Natural:** All finishes.

**Dapple and Vintage:** All finishes.





See page 242 for all colour and finish options.



## Triangle

Code	 	
<b>TRI60</b>	500 x 600mm	TWC4
<b>TRI90</b>	500 x 900mm	TWC4
<b>TRI120</b>	500 x 1200mm	TWC4
<b>TRI150</b>	500 x 1500mm	TWC4

## Diamond

Code	  	
<b>DIA30</b>	450/1000 x 300mm	TMS7
<b>DIA70</b>	450/1000 x 700mm	TMS7
<b>DIA100</b>	450/1000 x 1000mm	TMS7



## ceramic style

Taking the advantages of Advanced Composites to the maximum. This extensive collection features the handmade look, feel and texture of real ceramics and terracotta planters, but with none of the disadvantages. Lightweight, waterproof, frostproof, UV stable, almost unbreakable and available in any colour or finish; now you can specify ceramics anywhere.

Cette collection propose une large palette de contenants présentant l'aspect de la céramique et de la terre cuite. Léger, imperméable, ne craint ni le gel ni les UV, disponibles dans toutes les couleurs et finitions.





ceramic style



# Pharaoh

Classic planting shapes studded with pyramid patterning. Suits almost any plant shape.

Formes classiques avec un motif pyramidal. La forme mets en valeur presque toutes les formes de plantes.



## Colours + Finishes

**BS4800 and RAL Classic:** Full colour range in polished gloss, satin, matt and textured matt finishes.

**Standard colours:** All finishes.

**Polished Metallics:** All finishes.

**Textured Metallics:** All finishes.

**Polished Pearlescents:** All finishes.

**Polished Stardust:** All finishes.

**Natural:** All finishes.

**Dapple and Vintage:** N/A

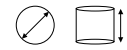
See page 242 for all colour and finish options.



### Code

PHAR01

PHAR02



390 x 500mm

600 x 750mm



TWC3

TWC12





# hex

A strong statement for feature planting. Polished finishes take full advantage of the reflective patterning.

Un design affirmé pour des plantations exceptionnelles. Les finitions polies mettent en valeur le motif réfléchissant.



## Colours + Finishes

**BS4800 and RAL Classic:** Full colour range in polished gloss, satin, matt and textured matt finishes.

**Standard colours:** All finishes.

**Polished Metallics:** All finishes.

**Textured Metallics:** All finishes.

**Polished Pearlescents:** All finishes.

**Polished Stardust:** All finishes.



**Natural:** All finishes.

**Dapple and Vintage:** N/A

See page 242 for all colour and finish options.



**Code**  
**HEX01**

   
660 x 800mm

  
TWC10





# sphere

Planter balls with hand thrown appeal in stepped sizes.

Les sphères existent en plusieurs tailles.



## Colours + Finishes

**BS4800 and RAL Classic:** Full colour range in polished gloss, satin, matt and textured matt finishes.

**Standard colours:** All finishes.

**Polished Metallics:** All finishes.

**Textured Metallics:** All finishes.

**Polished Pearlescents:** All finishes.





**Polished Stardust:** All finishes.

**Natural:** All finishes.

**Dapple and Vintage:** All finishes.

See page 242 for all colour and finish options.



Code				
SPHER01	470 x 375	300mm	TWC3	
SPHER02	640 x 505	440mm	TWC4	
SPHER03	800 x 640	500mm	TWC8	





# antoinette

Fluted vases and planters with a rough, earthen finish.  
Specify textured for a smoother, rippled look or Natural finishes for rustic stoneware.

Vases et contenants évasés avec finition rugueuse. Spécifier texturé pour un résultat plus lisse, ou 'Naturel' pour un effet rustique.



## Colours + Finishes

**BS4800 and RAL Classic:** Full colour range in polished gloss, satin, matt and textured matt finishes.

**Standard colours:** All finishes.

**Polished Metallics:** All finishes.

**Textured Metallics:** All finishes.

**Polished Pearlescents:** All finishes.




**Polished Stardust:** All finishes.




**Natural:** All finishes.

**Dapple and Vintage:** All finishes.

See page 242 for all colour and finish options.



Code	 	
ANTVA1	300 x 700mm	TWC2
ANTVA2	380 x 900mm	TWC3
ANTVA3	500 x 1200mm	TWC4/6
ANTVA4	670 x 1600mm	TWC6/8

Code	 	
ANTPL1	420 x 400mm	TWC4
ANTPL2	500 x 500mm	TWC6
ANTPL3	650 x 650mm	TWC8
ANTPL4	800 x 800mm	TWC10/12





# cubis

A perennial bestseller and ceramic style alternative to the Kubik from the Spirit range.

Un best-seller durable et une alternative en style céramique de modèle Kubik.

## Colours + Finishes

**BS4800 and RAL Classic:** Full colour range in polished gloss, satin, matt and textured matt finishes.

**Standard colours:** All finishes.

**Polished Metallics:** All finishes.

**Textured Metallics:** All finishes.

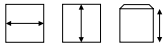

**Polished Pearlescents:** All finishes.

**Polished Stardust:** All finishes.

**Natural:** All finishes.

**Dapple and Vintage:** All finishes.

See page 242 for all colour and finish options.

Code		
CU1	180 x 180 x 220mm	TMS1
CU2	300 x 300 x 350mm	TWC2
CU3	340 x 340 x 600mm	TWC4
CU4	380 x 380 x 900mm	TWC4
CU5	230 x 230 x 180mm	TMS2
CU6	500 x 200 x 200mm	TMS4
CU7	900 x 300 x 250mm	TMS8
CU8	450 x 450 x 610mm	TWC6
CU9	460 x 460 x 910mm	TWC8



# cleopatra

Featuring stylish barriers and troughs to complement tall ceramic vases.

Des bacs ronds et ovales, style céramique.



## Colours + Finishes

**BS4800 and RAL Classic:** Full colour range in polished gloss, satin, matt and textured matt finishes.

**Standard colours:** All finishes.

**Polished Metallics:** All finishes.

**Textured Metallics:** All finishes.




**Polished Pearlescents:** All finishes.





**Polished Stardust:** All finishes.

**Natural:** All finishes.

**Dapple and Vintage:** All finishes.

See page 242 for all colour and finish options.

Code	 	
<b>CLEO1</b>	235 x 200mm	TMS1
<b>CLEO2</b>	395 x 400mm	TWC4
<b>CLEO3</b>	395 x 600mm	TWC4
<b>CLEO4</b>	460 x 900mm	TWC4/6
<b>CLEO5</b>	460 x 1200mm	TWC4/6

Code	  	
<b>CLEO6</b>	560 x 310 x 500mm	TMS4
<b>CLEO7</b>	680 x 440 x 300mm	TMS5
<b>CLEO8</b>	680 x 440 x 630mm	TMS5





# bodacia

Classic ceramic egg pots and low wide bowls.

Pots en style céramique en forme d'œuf, coupes basses et larges.



## Colours + Finishes

**BS4800 and RAL Classic:** Full colour range in polished gloss, satin, matt and textured matt finishes.

**Standard colours:** All finishes.

**Polished Metallics:** All finishes.

**Textured Metallics:** All finishes.

**Polished Pearlescents:** All finishes.




**Polished Stardust:** All finishes.




**Natural:** All finishes.

**Dapple and Vintage:** All finishes.

See page 242 for all colour and finish options.



Code	 	
<b>BOD1</b>	440 x 410mm	TWC4
<b>BOD2</b>	550 x 460mm	TWC6
<b>BOD3</b>	670 x 560mm	TWC8
<b>BOD4</b>	700 x 850mm	TWC10

Code	 	
<b>BOD5</b>	760 x 420mm	TWC8
<b>BOD6</b>	970 x 500mm	TWC10





# julius

**solid, ribbed and incredibly strong**









# julius

Les nervures fortes et étroites en font un classique pour les bacs à arbres et les toitures jardins. Avec une large gamme de tailles standard et la possibilité du sur mesure, Julius est le plus polyvalent de notre gamme et un best-seller.

## Colours + Finishes

**BS4800 and RAL Classic:** Full colour range in polished gloss, satin, matt and textured matt finishes.

**Standard colours:** All finishes.

**Polished Metallics:** All finishes.

**Textured Metallics:** All finishes.

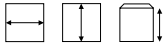

**Polished Pearlescents:** All finishes.

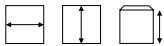

**Polished Stardust:** All finishes.

**Natural:** All finishes.

**Dapple and Vintage:** N/A

See page 242 for all colour and finish options.

Code		
EMJU05	200 x 200 x 200mm	TMS1
EMJU01	380 x 380 x 400mm	TWC4
EMJU23	450 x 450 x 1000mm	TWC4
EMJU06	500 x 500 x 500mm	TWC6
EMJU10	600 x 600 x 500mm	TWC8
EMJU22	600 x 600 x 800mm	TWC8
EMJU11	700 x 700 x 600mm	TWC10
EMJU12	800 x 800 x 700mm	TWC10
EMJU13	1000 x 1000 x 1000mm	TCN6 (3)
EMJU14	1200 x 1200 x 1000mm	TCN9 (4)
EMJU20	1500 x 1500 x 1200mm	TCN12 (5)
EMJU21	2000 x 1200 x 1000mm	TCN18 (4)
EMJU02	380 x 380 x 600mm	TWC4/6
EMJU03	380 x 380 x 900mm	TWC4/6
EMJU04	380 x 380 x 1200mm	TWC4/6
EMJU07	500 x 500 x 700mm	TWC6
EMJU08	500 x 500 x 900mm	TWC6/8
EMJU09	500 x 500 x 1200mm	TWC6/8

Code		
EMJU15	400 x 200 x 200mm	TMS3
EMJU16	600 x 200 x 200mm	TMS4
EMJU17	900 x 200 x 200mm	TMS8
EMJU18	1000 x 300 x 300mm	TMS8
EMJU19	1000 x 300 x 700mm	TMS8

Many other barrier sizes available. Please ask for a quotation.



EMJU03



EMJU06



EMJU18



EMJU19

# julius

Strong, close ribbing makes this a contemporary classic and favourite for tree planters and roof gardens. But with a huge range of standard sizes and the option to build any other size to order, Julius is the most versatile of our range – and justifiably a best seller.





# julius

**the most versatile planter of our range**



# julius octavia

Elegant tall fluted squares with the Julius feature ribbing.

Grandes colonnes évasées et nervurées.

## Colours + Finishes

**BS4800 and RAL Classic:** Full colour range in polished gloss, satin, matt and textured matt finishes.

**Standard colours:** All finishes.

**Polished Metallics:** All finishes.

**Textured Metallics:** All finishes.

**Polished Pearlescents:** All finishes.

**Polished Stardust:** All finishes.

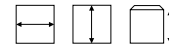
**Natural:** All finishes.

**Dapple and Vintage:** N/A

See page 242 for all colour and finish options.



### Code



Code	Dimensions	Watermark
JULOC01	320 x 320 x 600mm	TWC3
JULOC02	400 x 400 x 900mm	TWC4
JULOC03	400 x 400 x 1200mm	TWC4
JULOC04	400 x 400 x 1500mm	TWC4





# maximus

Strong design features combine to make this a striking planter with an excellent planting area.

Sa forme caractéristique donne à ce bac remarquable une excellente surface de plantation.



## Colours + Finishes

**BS4800 and RAL Classic:** Full colour range in polished gloss, satin, matt and textured matt finishes.

**Standard colours:** All finishes.

**Polished Metallics:** All finishes.

**Textured Metallics:** All finishes.

**Polished Pearlescents:** All finishes.




**Polished Stardust:** All finishes.

**Natural:** All finishes.

**Dapple and Vintage:** N/A

See page 242 for all colour and finish options.



Code	 	
<b>EMMAX01</b>	330 x 600mm	TMS2
<b>EMMAX02</b>	520 x 920mm	TWC4
<b>EMMAX03</b>	440 x 590mm	TWC3





# constantine + titus

Contemporary terracotta style cylinders but available in any colour or special finish.

Cylindres contemporains style terre cuite, disponible dans toutes les couleurs RAL et finitions 'Naturel'.

## Colours + Finishes

**BS4800 and RAL Classic:** Full colour range in polished gloss, satin, matt and textured matt finishes.

**Standard colours:** All finishes.

**Polished Metallics:** All finishes.

**Textured Metallics:** All finishes.

**Polished Pearlescents:** All finishes.



**Polished Stardust:** All finishes.

**Natural:** All finishes.

**Dapple and Vintage:** All finishes.



See page 242 for all colour and finish options.

## constantine

Code		
<b>EMCO01</b>	380 x 400mm	TWC4
<b>EMCO02</b>	380 x 600mm	TWC4
<b>EMCO03</b>	380 x 900mm	TWC4/6
Dapple and Vintage N/A		



## titus

Code		
<b>EMTI01</b>	380 x 400mm	TWC4
<b>EMTI02</b>	380 x 600mm	TWC4
<b>EMTI03</b>	380 x 900mm	TWC4/6



# bedouin + javan

Porcelain style smooth ceramics  
in stepped sizes.

Style céramique, finition très polie et lisse.

## Colours + Finishes

**BS4800 and RAL Classic:** Full colour range in polished gloss, satin, matt and textured matt finishes.

**Standard colours:** All finishes.

**Polished Metallics:** All finishes.

**Textured Metallics:** All finishes.

**Polished Pearlescents:** All finishes.

**Polished Stardust:** All finishes.



**Natural:** All finishes.

**Dapple and Vintage:** All finishes.

See page 242 for all colour and finish options.






## Bedouin

Code		
B1	220 x 210mm	TMS1
B2	400 x 310mm	TWC2
B3	440 x 360mm	TWC3
B4	590 x 450mm	TWC4/6



## Javan

Code		
JA1	250 x 200mm	TMS1
JA2	450 x 370mm	TWC3
JA3	550 x 450mm	TWC4/6
JA4	680 x 540mm	TWC8/10
JA7	700 x 750mm	TWC10/12
Dapple and Vintage N/A		

Code		
JA5	1000 x 300 x 300mm	TMS8
JA6	750 x 200 x 200mm	TMS5
Dapple and Vintage N/A		



## **garden** classics

Despite the name, like all the Livingreen Design range, Garden Classics can be used as both garden and interior planters. However, these ranges have a distinct exterior flavour with design influences from throughout the world.

En dépit du nom, comme toutes la collection Living Green Designs, les classiques de jardin peuvent être employés en extérieur et en intérieur.





garden  
classics



# rose

Inspired by the Medieval rose and based on ancient lead panels, these incredibly detailed planters can also be specified as both watertanks (with optional lid) and self contained fountains (with optional backplate). Add your own initials, dates or names for a personalised planter that will last a lifetime.

Inspiré par la rose médiévale et basé sur des panneaux de plomb anciens, ces bacs incroyablement détaillés peuvent également être spécifiés comme réserves d'eau (avec couvercle en option) et fontaines (avec une plaque en option). Ajouter vos propres initiales, les dates ou les noms pour un bac personnalisé qui durera toute une vie.





ROSWB02



ROSE04



ROSEF02

## Colours + Finishes

**BS4800 and RAL Classic:** Full colour range in textured matt only.

**Standard colours:** All finishes in textured matt only.

**Polished Metallics:** N/A.

**Textured Metallics:** All finishes.

**Polished Pearlescents:** N/A.

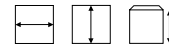
**Polished Stardust:** N/A.

**Natural:** All finishes.

**Dapple and Vintage:** N/A

See page 242 for all colour and finish options.

### Code



### Planter

<b>ROSE01</b>	650 x 650 x 440mm	TWC8
<b>ROSE02</b>	940 x 430 x 640mm	TMN8x 2
<b>ROSE03</b>	520 x 520 x 520mm	TWC4
<b>ROSE04</b>	800 x 800 x 800mm	TWC10/12

### Window box

<b>ROSWB01</b>	530 x 240 x 230mm	TMS4
<b>ROSWB02</b>	940 x 240 x 230mm	TMS8

### Fountain

**ROSEF01** 940 x 430 x 640mm  
(Back panel HT 1040mm)

**ROSEF02** 530 x 240 x 230mm  
(Back panel HT 760mm)



ROSEF01 (aged lead)





# balmoral

Accurate replicas of Elizabethan original lead panelling creates a splendid selection of period planting boxes and troughs.

Répliques exactes de panneaux en plomb d'origine élisabéthaine, une gamme de jardinières d'époque.





## Colours + Finishes

**BS4800 and RAL Classic:** Full colour range in polished gloss, satin, matt and textured matt finishes.

**Standard colours:** All finishes.

**Polished Metallics:** All finishes.

**Textured Metallics:** All finishes.

**Polished Pearlescents:** All finishes.

**Polished Stardust:** All finishes.

**Natural:** All finishes.

**Dapple and Vintage:** N/A.





See page 242 for all colour and finish options.



BALMOR04



BALMOR05

Code	  	
<b>BALMOR01</b>	360 x 380 x 340mm	TWC3
<b>BALMOR02</b>	750 x 380 x 340mm	TCS6
<b>BALMOR03</b>	1100x 380 x 340mm	TCS9
<b>BALMOR04</b>	520 x 520 x 400mm	TWC6
<b>BALMOR05</b>	1000x 520 x 400mm	TCS9
<b>BALMOR06</b>	1500x 520 x 400mm	TCS12



BALMOR06 (textured graphite)



Detail (antique lead)



BALMOR06 (antique lead)



# buckingham

Designed to compliment the historic but equally complimentary to more modern formal property.

Conçu pour compléter un style traditionnel, mais aussi un lieu plus moderne.



## Colours + Finishes

**BS4800 and RAL Classic:** Full colour range in polished gloss, satin, matt and textured matt finishes.

**Standard colours:** All finishes.

**Polished Metallics:** All finishes.

**Textured Metallics:** All finishes.

**Polished Pearlescents:** All finishes.





**Polished Stardust:** All finishes.

**Natural:** All finishes.

**Dapple and Vintage:** N/A

See page 242 for all colour and finish options.



Code	  	
<b>BUCKIN01</b>	350 x 350 x 360mm	TWC3
<b>BUCKIN02</b>	600 x 350 x 360mm	TMS5
<b>BUCKIN03</b>	900 x 350 x 360mm	TCS6





# cardinal

Decorated with Tudor roses, Cardinal planters have been crafted from an original 16th Century lead original pattern to create a flexible range of ancestral planters.

Décoré avec des roses Tudor, les bacs Cardinal ont été conçus à partir d'un modèle original en plomb du 16ème siècle.



## Colours + Finishes

**BS4800 and RAL Classic:** Full colour range in textured matt only.

**Standard colours:** All finishes in textured matt only.

**Polished Metallics:** N/A.

**Textured Metallics:** All finishes.

**Polished Pearlescents:** N/A.

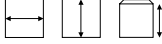

**Polished Stardust:** N/A.

**Natural:** All finishes.

**Dapple and Vintage:** N/A

See page 242 for all colour and finish options.



Code		
<b>Planter</b>		
<b>CARDIN01</b>	200 x 200 x 220mm	TMS1
<b>CARDIN02</b>	360 x 400 x 400mm	TWC3
<b>CARDIN03</b>	800 x 800 x 800mm	TWC8
<b>CARDIN04</b>	1000 x 350 x 400mm	TCS9
<b>Window box</b>		
<b>CARDWB01</b>	400 x 200 x 220mm	TMS3
<b>CARDWB02</b>	600 x 200 x 220mm	TMS5
<b>CARDWB03</b>	1000 x 200 x 220mm	TMS8



CARDWB02 (aged lead)

CARDIN03 (antique lead)



# priory

Variations on a theme. Versaille style but with an oriental touch. Highly detailed.

Style Versailles avec une touche orientale, très élaboré.



## Colours + Finishes

**BS4800 and RAL Classic:** Full colour range in textured matt only.

**Standard colours:** All finishes in textured matt only.

**Polished Metallics:** N/A.

**Textured Metallics:** All finishes.

**Polished Pearlescents:** N/A.

**Polished Stardust:** N/A.

**Natural:** All finishes.

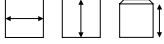

**Dapple and Vintage:** N/A

See page 242 for all colour and finish options.



Copper blue

Rust

Code		
<b>PRIORY1</b>	295 x 295 x 390mm	TMS2.5
<b>PRIORY2</b>	380 x 380 x 420mm	TWC3
<b>PRIORY3</b>	440 x 440 x 585mm	TWC8
<b>PRIORY4</b>	575 x 575 x 700mm	TWC10
<b>PRIORY5</b>	710 x 710 x 880mm	TWC12
<b>PRIORY6</b>	1070 x 300 x 330mm	TMS8





# bell

Ideal for larger scale planting both for trees and to create lush, wide planter beds.

Idéal pour les grands arbres et arbustes.



Bell 4 featuring integral pallet base

## Colours + Finishes

**BS4800 and RAL Classic:** Full colour range in polished gloss, satin, matt and textured matt finishes.

**Standard colours:** All finishes.

**Polished Metallics:** All finishes.

**Textured Metallics:** All finishes.

**Polished Pearlescents:** All finishes.




**Polished Stardust:** All finishes.

**Natural:** All finishes.

**Dapple and Vintage:** N/A

See page 242 for all colour and finish options.



Code	 	
<b>BELL1</b>	600 x 300mm	TWC4
<b>BELL2</b>	900 x 450mm	TWC6
<b>BELL3</b>	1200 x 600mm	3 x TCN6
<b>BELL4</b>	1500 x 960mm	3 x TCN9



Highly realistic copper blue finish



Multicolour possibilities



# beehive + vase

Traditional Cretan beehives and the spectacular beehive vase.  
All the beauty of the originals but in every colour and finish.

Ruches Crétoises traditionnelles et leur vase spectaculaire. Toute la beauté des originaux en terre cuite mais disponible dans chaque couleur et finition.



Portland Stone finish, naturally weathered outdoors for 4 years



## Colours + Finishes

**BS4800 and RAL Classic:** Full colour range in textured matt only.

**Standard colours:** All finishes in textured matt only.

**Polished Metallics:** N/A.

**Textured Metallics:** All finishes.

**Polished Pearlescents:** N/A.





**Polished Stardust:** N/A.





**Natural:** All finishes.

**Dapple and Vintage:** N/A

See page 242 for all colour and finish options.



Code				
<b>BEE1</b>	510 x 580		250mm	TWC4
<b>BEE2</b>	600 x 760		310mm	TWC4
<b>BEE3</b>	800 x 940		310mm	TWC4

Code				
<b>BEEVA1</b>	540 x 1400		390mm (Vase)	TWC4
<b>BEEVA2</b>	540 x 900		390mm (Vase)	TWC4





# brunel

Influenced by the great Victorian engineer with folded riveted 'iron' detailing. The only choice for modern and historic industrial architecture.

Inspiré par le grand ingénieur victorien avec détails de fer plié et riveté.



Aged lead



## Colours + Finishes

**BS4800 and RAL Classic:** Full colour range in polished gloss, satin, matt and textured matt finishes.

**Standard colours:** All finishes.

**Polished Metallics:** All finishes.

**Textured Metallics:** All finishes.

**Polished Pearlescents:** All finishes.

**Polished Stardust:** All finishes.

**Natural:** All finishes.

**Dapple and Vintage:** N/A.

See page 242 for all colour and finish options.

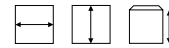


BRU9 with optional tap and lid



BRU7

### Code



#### Square

<b>BRU1</b>	400 x 400 x 400mm	TWC4
-------------	-------------------	------

<b>BRU2</b>	500 x 500 x 500mm	TWC4
-------------	-------------------	------

<b>BRU3</b>	600 x 600 x 600mm	TWC6
-------------	-------------------	------

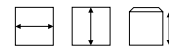
#### Trough

<b>BRU8</b>	1000 x 300 x 300mm	TMS8
-------------	--------------------	------

#### Water tank

<b>BRU9</b>	1200 x 600 x 800mm	TCS9
-------------	--------------------	------

### Code



#### Tower

<b>BRU4</b>	450 x 450 x 600mm	TWC4
-------------	-------------------	------

<b>BRU5</b>	450 x 450 x 750mm	TWC4
-------------	-------------------	------

<b>BRU6</b>	450 x 450 x 900mm	TWC4
-------------	-------------------	------

<b>BRU7</b>	450 x 450 x 1200mm	TWC4
-------------	--------------------	------



Rust detail



Copper blue



# tuscany

The look of hand thrown Tuscan terracotta but available in any finish or colour.

Aspect de la terre cuite toscane fait artisanalement mais disponible dans toutes les finitions et couleurs.



Outside the Casino in 'Casino Royale', Tuscany planters and 8m palms. © 2006 Danjag, LLC, United Artists Corp, Columbia Pictures Industries





## Colours + Finishes

**BS4800 and RAL Classic:** Full colour range in polished gloss, satin, matt and textured matt finishes.

**Standard colours:** All finishes.

**Polished Metallics:** All finishes.

**Textured Metallics:** All finishes.

**Polished Pearlescents:** All finishes.





**Polished Stardust:** All finishes.

**Natural:** All finishes.

**Dapple and Vintage:** N/A

See page 242 for all colour and finish options.



Code	   Base	
<b>TUSC1</b>	260 x 190 x 160mm	TMS2
<b>TUSC2</b>	370 x 280 x 210mm	TMS2
<b>TUSC3</b>	520 x 370 x 300mm	TWC3
<b>TUSC4</b>	640 x 490 x 370mm	TWC4
<b>TUSC5</b>	840 x 660 x 480mm	TWC10
<b>TUSC6</b>	1030 x 820 x 540mm	TWC12
<b>TUSC7</b>	1500 x 1200 x 860mm	Ask for details





# chelsea

Distinctly British panel planters  
ideal for city planting.

Parfaits pour les plantations en ville.

## Colours + Finishes

**BS4800 and RAL Classic:** Full colour range in polished gloss, satin, matt and textured matt finishes.

**Standard colours:** All finishes.

**Polished Metallics:** All finishes.

**Textured Metallics:** All finishes.

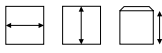

**Polished Pearlescents:** All finishes.

**Polished Stardust:** All finishes.

**Natural:** All finishes.

**Dapple and Vintage:** N/A

See page 242 for all colour and finish options.

Code		
<b>CHEL1</b>	300 x 300 x 355mm	TWC2
<b>CHEL2</b>	380 x 380 x 430mm	TWC3
<b>CHEL3</b>	450 x 450 x 535mm	TWC4
<b>CHEL4</b>	610 x 610 x 660mm	TWC6
<b>CHEL5</b>	920 x 225 x 255mm	TMS8
<b>CHEL6</b>	1000 x 300 x 300mm	TMS8



# westminster

Panel planters with arts and crafts detail patterning.

Bacs décorés aux motifs artisanaux.

## Colours + Finishes

**BS4800 and RAL Classic:** Full colour range in polished gloss, satin, matt and textured matt finishes.

**Standard colours:** All finishes.

**Polished Metallics:** All finishes.

**Textured Metallics:** All finishes.

**Polished Pearlescents:** All finishes.

**Polished Stardust:** All finishes.

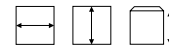
**Natural:** All finishes.

**Dapple and Vintage:** N/A

See page 242 for all colour and finish options.



### Code



**WEST1**

380 x 380 x 430mm

TWC4

**WEST2**

1000 x 300 x 300mm

TMS8





# swag



# admiral & swag

Historic replicas of antique originals, featuring incredible detailing.

Répliques historiques d'originaux antiques, avec des détails incroyables.



SWAURN01



ADMIR01

## Colours + Finishes

**BS4800 and RAL Classic:** Full colour range in textured matt only.

**Standard colours:** All finishes in textured matt only.

**Polished Metallics:** N/A.

**Textured Metallics:** All finishes.

**Polished Pearlescents:** N/A.

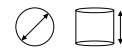
**Polished Stardust:** N/A.

**Natural:** All finishes.

**Dapple and Vintage:** N/A

See page 242 for all colour and finish options.

**Code**



650 x 570



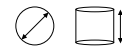
340mm



TWC10

**SWAURN01**

**Code**



480 x 470



TWC4

**ADMIR01**



Copper blue detail



Textured graphite



# interwovan

Delicate and tasteful small trough raised on small feet.

Une petite jardinière délicate et de bon goût légèrement bombée soulevée sur des petits pieds.

## Colours + Finishes

**BS4800 and RAL Classic:** Full colour range in textured matt only.

**Standard colours:** All finishes in textured matt only.

**Polished Metallics:** N/A.

**Textured Metallics:** All finishes.

**Polished Pearlescents:** N/A.

**Polished Stardust:** N/A.

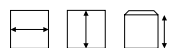
**Natural:** All finishes.

**Daple and Vintage:** N/A

See page 242 for all colour and finish options.

### Code

INTWOT01



600 x 400 x 330mm



TMS5



# lion

With or without the modern lion's head, Lion's massive presence is a perfect foil to Italian topiary.

Avec ou sans la tête de lion, ce bac est parfait pour l'art topiaire.

## Colours + Finishes

**BS4800 and RAL Classic:** Full colour range in textured matt only.

**Standard colours:** All finishes in textured matt only.

**Polished Metallics:** N/A.

**Textured Metallics:** All finishes.

**Polished Pearlescents:** N/A.

**Polished Stardust:** N/A.

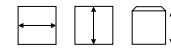
**Natural:** All finishes.

**Dapple and Vintage:** N/A

See page 242 for all colour and finish options.



### Code



**LION** 630 x 630 x 570mm

TWC8

**NOLION** 630 x 630 x 570mm

TWC8





# heron

Featuring a unique sculpture of a heron fishing on every side with a different look created by each special finish.

Comportant un héron en relief de chaque côté.

## Colours + Finishes

**BS4800 and RAL Classic:** Full colour range in textured matt only.

**Standard colours:** All finishes in textured matt only.

**Polished Metallics:** N/A.

**Textured Metallics:** All finishes.

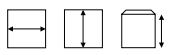

**Polished Pearlescents:** N/A.

**Polished Stardust:** N/A.

**Natural:** All finishes.

**Dapple and Vintage:** N/A

See page 242 for all colour and finish options.

Code		
<b>HERON1</b>	300 x 300 x 400mm	TWC3
<b>HERON2</b>	450 x 450 x 580mm	TWC4
<b>HERON3</b>	675 x 675 x 700mm	TWC8



# watertanks

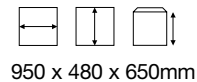
An unrivalled selection of period Watertanks which can also be turned into fountains on request by fitting a special backplate. A fantastic alternative to ugly plastic tanks, these fibreglass models are 100% frostproof and can be ordered with taps and lids as optional extras. All watertanks can also be used as planters.

Une sélection inégalée de réservoirs d'eau d'époque qui peuvent également être transformée en fontaines d'eau sur demande en rajoutant une plaque spéciale. Une excellente alternative aux réservoirs d'eau en plastique, ces modèles en fibre de verre sont 100% résistant au gel et peuvent être commandés avec un robinet ou couvercle en option.



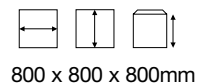
## 1776 watertank

**Code**  
**1776WT**



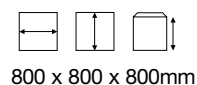
## Rose square watertank

**Code**  
**ROSE04**



## Cardinal watertank

**Code**  
**CARDIN03**





# watertanks

## Colours + Finishes

**BS4800 and RAL Classic:** Full colour range in textured matt only.

**Standard colours:** All finishes in textured matt only.

**Polished Metallics:** N/A.

**Textured Metallics:** All finishes.

**Polished Pearlescents:** N/A.

**Polished Stardust:** N/A.

**Natural:** All finishes.

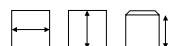
**Dapple and Vintage:** N/A

See page 242 for all colour and finish options.

---

## 1692 watertank

**Code**



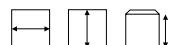
**1692WT**

700 x 700 x 750mm



## Julius watertank

**Code**



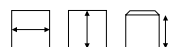
**JULWT01**

1000 x 500 x 700mm



## Greenman watertank

**Code**



**GRMAWT**

980 x 540 x 680mm



## Colours + Finishes

**BS4800 and RAL Classic:** Full colour range in textured matt only.

**Standard colours:** All finishes in textured matt only.

**Polished Metallics:** N/A.

**Textured Metallics:** All finishes.

**Polished Pearlescents:** N/A.

**Polished Stardust:** N/A.

**Natural:** All finishes.

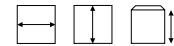
**Dapple and Vintage:** N/A

See page 242 for all colour and finish options.



## Brewers watertank

**Code**



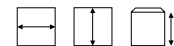
**BRETAN01**

830 x 390 x 630mm



## Brunel watertank

**Code**



**BRU9**

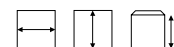
1200 x 600 x 800mm

Shown in rust with optional tap and lid



## Rose long watertank

**Code**



**ROSE02**

940 x 430 x 640mm



# terraces

**TERRACES** is an exciting new collection of planter, seat and table products that form an integrated approach to landscape design. The range offers the flexible tools that, together with informed planting, help define space and movement and inspire the design of high quality environments within a wide range of public and commercial projects.

**TERRASSES** est une nouvelle gamme passionnante avec un choix étendu de bacs, sièges et tables qui ensemble forme une approche complète de l'aménagement paysager. La gamme offre des outils flexibles qui, avec une composition végétale professionnelle, aident à définir l'espace et la circulation et inspirent la conception des environnements de haute qualité dans un large éventail de projets publics et commerciaux.





# Terraces



# Terraces

## Colours + Finishes

Terraces base units, made to a high quality finish in GRP, are available in white as standard. A wide range of colours is available to order.

Table tops, made from hard wearing compact laminate, are available in white as standard. A wide range of colours is available to order.

High quality, easily maintained faux leather is used to cover all seat pads. A wide range of colours is available to order.

Les bases de Terrasses sont fabriquées avec une finition de haute qualité en composite résine, elles sont disponibles en blanc en tant que standard. Une large gamme de couleurs est disponible sur commande.

Les plateaux de table, fabriqués à partir de stratifié compact hautement résistant, sont disponibles en blanc en tant que standard. Une large gamme de couleurs est disponible sur commande.

De haute qualité, facile à entretenir, le skaï, similicuir, est utilisé en revêtement pour toutes les galettes de sièges. Une large gamme de couleurs est disponible sur commande.



36TERS01



36TERT02



36TERP02



72TERS01



72TERT01



72TERP01

## TERRACES 36°

Code



Seat

36TERS01 770 x 500 x 425

Table

36TERT01 770 x 500 x 425

36TERT02 770 x 500 x 575

36TERT03 770 x 500 x 725

36TERT04 770 x 500 x 875

36TERT05 770 x 500 x 1025

Planter

36TERP01 770 x 500 x 425 550 x 330mm TWC4

36TERP02 770 x 500 x 575 550 x 330mm TWC4

36TERP03 770 x 500 x 725 550 x 330mm TWC4

36TERP04 770 x 500 x 875 550 x 330mm TWC4

36TERP05 770 x 500 x 1025 550 x 330mm TWC4

## TERRACES 72°

Code



Seat

72TERS01 1450 x 640 x 425mm

Table

72TERT01 1450 x 640 x 425mm

72TERT02 1450 x 640 x 575mm

72TERT03 1450 x 640 x 725mm

72TERT04 1450 x 640 x 875mm

72TERT05 1450 x 640 x 1025mm

Planter

72TERP01 1450 x 640 x 425 1200 x 330mm TMS10

72TERP02 1450 x 640 x 425 1200 x 330mm TMS10

72TERP03 1450 x 640 x 425 1200 x 330mm TMS10

72TERP04 1450 x 640 x 425 1200 x 330mm TMS10

72TERP05 1450 x 640 x 425 1200 x 330mm TMS10

## TERRACES 360°

### Code



### Table

<b>360TER900T01</b>	900 x 425mm
<b>360TER900T02</b>	900 x 575mm
<b>360TER900T03</b>	900 x 725mm
<b>360TER900T04</b>	900 x 875mm
<b>360TER900T05</b>	900 x 1025mm

### Planter

<b>360TER900P01</b>	900 x 425	600mm	TWC12
<b>360TER900P02</b>	900 x 575	600mm	TWC12
<b>360TER900P03</b>	900 x 725	600mm	TWC12
<b>360TER900P04</b>	900 x 875	600mm	TWC12
<b>360TER900P05</b>	900 x 1025	600mm	TWC12

### Terraces 360 1200 seat

<b>360TER1200S01</b>	1200 x 425mm
----------------------	--------------

### Terraces 360 1200 table

<b>360TER1200T01</b>	1200 x 425mm
----------------------	--------------

### Terraces 360 1200 planter

<b>360TER1200P01</b>	1200 x 425	900mm	TMS1
----------------------	------------	-------	------



360TER900T01



360TER900P01




360TER1200S01



360TER1200T01



360TER1200P01



720TER1500S01




720TER1500ST01



720TER1500STT01



720TER2000S01



720TER2000ST01



720TER2000STT01

## TERRACES 720°

### Code



### Terraces 720 1500

<b>720TER1500S01</b>	1500 x 425	610mm	TWC12
<b>720TER1500ST01</b>	1500 x 425	610mm	TWC12
<b>720TER1500STT01</b>	1500 x 425	610mm	TWC12

### Terraces 720 2000

<b>720TER2000S01</b>	2000 x 425	860mm	TCN6 + TCN3 x 2
<b>720TER2000ST01</b>	2000 x 425	860mm	TCN6 + TCN3 x 2
<b>720TER2000STT01</b>	2000 x 425	860mm	TCN6 + TCN3 x 2

### Terraces Planter 1500 (not illustrated)

Use with 72 seating

<b>TER1500P01</b>	1500 x 1200	1380mm
-------------------	-------------	--------



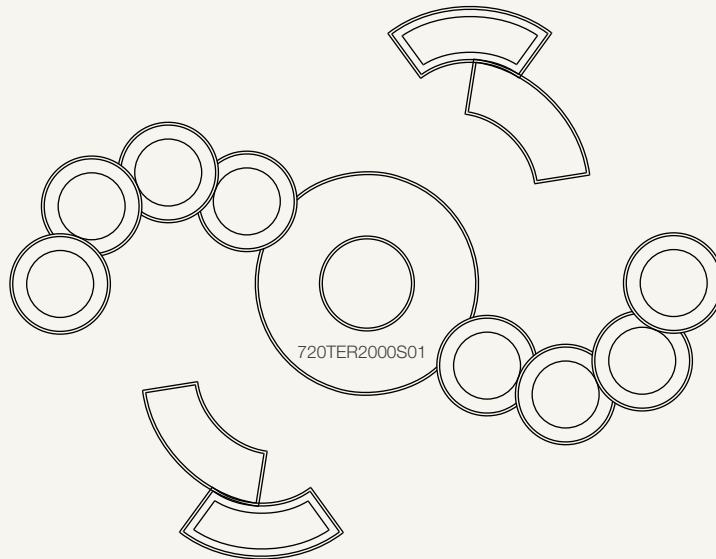
# Terraces

While any of the Terraces components can be used singularly, they are designed to be combined together to provide integrated layouts featuring planters, seats and tables of varying size and height. The name 'Terraces' refers to its unique capacity for creating tiers of planting as shown below, but equally it can be used for simple planting and seating arrangements on the same plane. The drawings below illustrate some of the possibilities but Terraces is about using the shapes to create novel solutions to interior space planning and letting your imagination run free.

## Sample arrangement

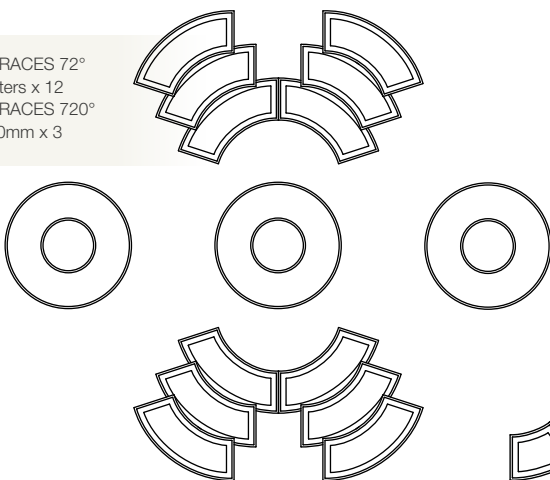
KEY

-  72TERP03 x 2
-  72TERS01 x 2
-  360TER900P02 x 2
-  360TER900P03 x 2
-  360TER900P04 x 2
-  360TER900P05 x 2

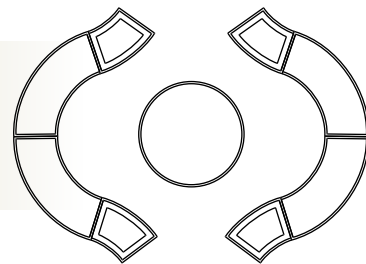


## Further sample arrangements using various Terraces components.

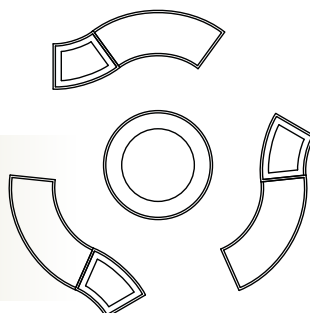
TERRACES 72°  
planters x 12  
TERRACES 720°  
1500mm x 3



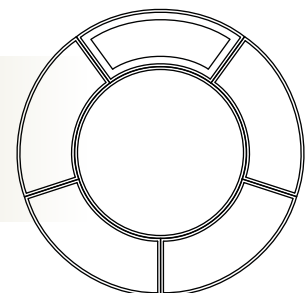
TERRACES 36°  
planters x 4  
TERRACES 72°  
seats x 4  
TERRACES 360°  
1200mm table x 1



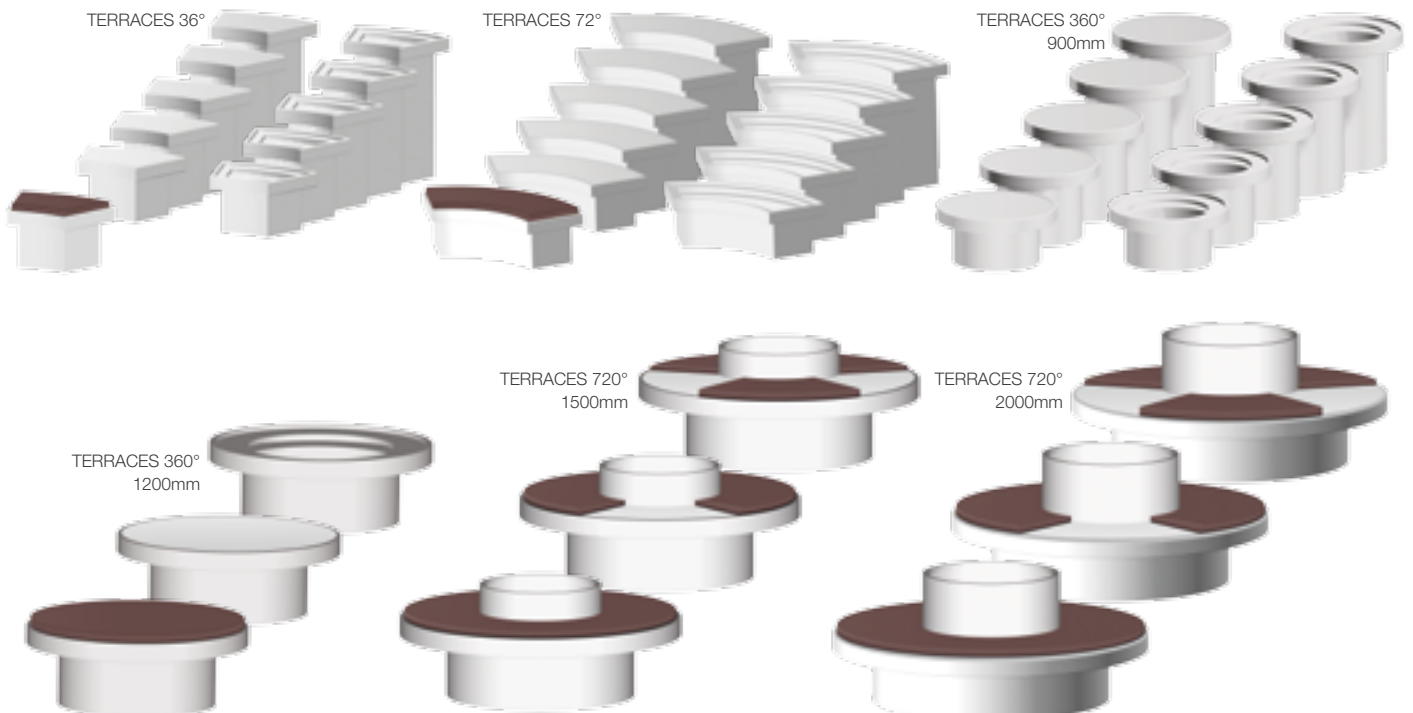
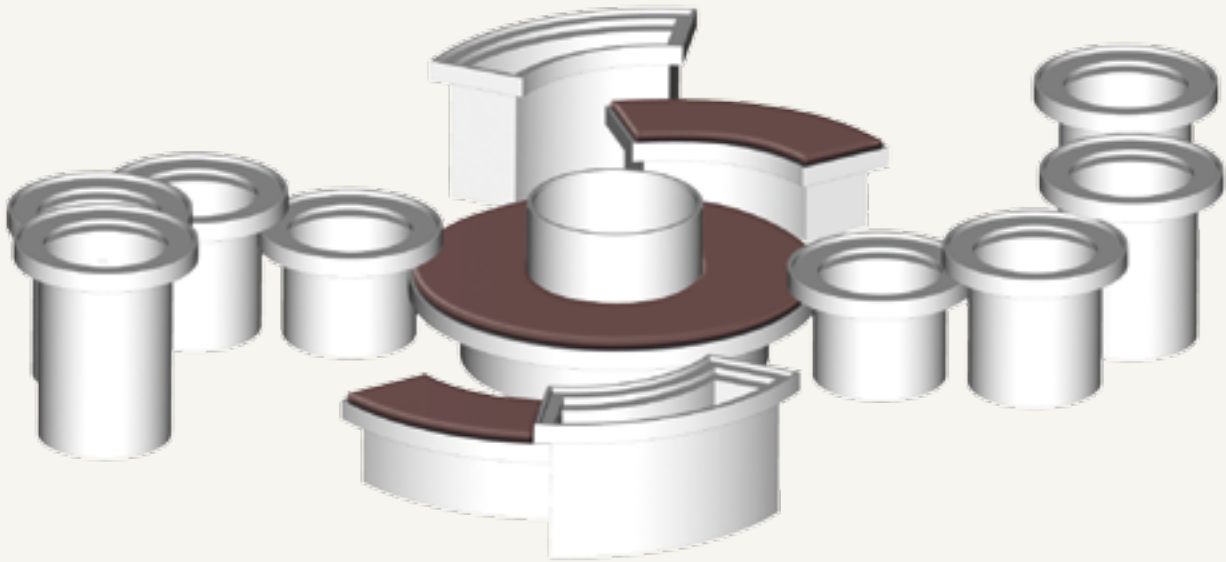
TERRACES 36°  
planters x 3  
TERRACES 72°  
seats x 3  
TERRACES 360°  
1200mm planter x 1



TERRACES 72°  
seats x 4  
TERRACES 72°  
planter x 1  
TERRACES 360°  
1500mm planter x 1



Alors que chaque composant de 'Terrasses' peut être utilisé singulièrement, ils sont conçus pour être combinés ensemble pour fournir des compositions modulables, des sièges et des tables de tailles et hauteurs variables. Le nom 'Terrasses' fait référence à sa capacité unique pour créer des niveaux de plantations comme indiquer ci-dessous, mais également les éléments peuvent être utilisés pour des plantations simples sur le même niveau. Les croquis ci-dessous illustrent quelques possibilités, mais 'Terrasses' consiste à utiliser les formes pour créer des solutions novatrices en décoration d'intérieur et de laisser exprimer librement votre imagination.





# tree planters

## the largest off-the-shelf range available

Livingreen Design offers the largest and most varied selection of off the shelf tree planters available anywhere. We classify a tree planter as at least 90 x 90cm and capable of taking at least a 3m specimen. All are suitable for both interior and exterior use in the most demanding of environments. Such is our skill with tree planter design and fabrication we were chosen to create special planters for the James Bond film, Casino Royale.

### Bacs à arbres XXL

Livingreen Design offre le plus grand stock et le plus divers choix des bacs à arbres. Ces grands bacs à partir de 90 x 90cm peuvent supporter un arbre d'au moins 3m. Tous conviennent pour l'usage à l'intérieur et à l'extérieur. La qualité de ces modèles nous a permis de réaliser des bacs spéciaux pour le film de James Bond, Casino Royale.



Julius EMj14 (textured metallic graphite)



TREE8 (textured metallic silver)



'Casino Royale', Tuscany planters. © 2006 Danjag, LLC, United Artists Corp, Columbia Pictures Industries



Tree 4 (tuscan terracotta)



# tree planters

---



**TREE1** 800 x 900mm  
Irrigation: 3 No. TCN6



**TREE2** 1900 x 750mm  
Irrigation: 4 No. TCN9



**TREE3** 1200 x 1000mm  
Irrigation: Ask for details



**TREE4** 900 x 750mm  
Irrigation: Ask for details



**TREE5** 980 x 840mm  
Irrigation: Ask for details



**TREE6** 920 x 1020mm  
Irrigation: Ask for details

---

## Colours + Finishes

All tree planters are available in the finishes shown below. Certain models are available in further finishes (see page 242). Please check before ordering.

**BS4800 and RAL Classic:** Full colour range in textured matt only.

**Standard colours:** All finishes in textured matt only.

**Textured Metallics:** All finishes.

**Natural:** All finishes.



**CUBE5** 1000 x 1000 x 1000mm  
**CUBE8** 1200 x 1200 x 1200mm  
Larger sizes to order please ask  
Irrigation: Ask for details



**TUSC6** 1030 x 820mm  
Irrigation: Ask for details



**TUSC7** 1500 x 1200mm  
Irrigation: Ask for details



**CYLIN07** 1000 x 1000mm  
**CYLIN08** 1200 x 1200mm  
**TREE8** 1500 x 1200mm  
**TREE9** 2000 x 1200mm  
Irrigation: Ask for details



**EMJU13** 1000 x 1000 x 1000mm  
**EMJU14** 1200 x 1200 x 1000mm  
**EMJU20** 1500 x 1500 x 1200mm  
**EMJU21** 2000 x 1200 x 1000mm  
Irrigation: Ask for details



**BELL4**  
1500 x 960mm  
Irrigation: Ask for details



# tree planters

Suitable for both interior and exterior use in the most demanding of environments.



**CIRKIK6** 900 x 850mm  
Irrigation: TWC12



**BILL04** 1000 x 1000mm  
**BILL05** 1200 x 1200mm  
Irrigation: TWC12



**ROSE04** 800 x 800 x 800mm  
Irrigation: TWC12



**QUAD6** 900 x 900 x 900mm  
Irrigation: TWC12



**BEN06** 1000 x 1000 x 1000mm  
**BEN07** 1000 x 1000 x 1200mm  
**BEN08** 1200 x 1200 x 1200mm  
Irrigation: TWC12



**CARDIN03** 800 x 800 x 800mm  
Irrigation: TWC8



**720TER1500S01** 1500 x 425  
Irrigation: TWC12  
**720TER2000S01** 2000 x 425  
Irrigation: TCN6 + TCN3 x 2



**BLOB01** 975 x 840 x 750 Irrigation: TCN6x2  
**BLOB02** 1100 x 950 x 850 Irrigation: TCN6x3  
**BLOB03** 1540 x 1330 x 1190 Irrigation: TCN9x2



**LUNAS04** 1200 x 990  
Irrigation: TWC10



Tree 4 (tuscan terracotta)



Tree 3 (textured flame red with pallet base)



Tree 2 (polished silver)



# tree planters



CUBE5 (aged lead)



Quad 6 (polished graphite)



TREE6 (weathered terracotta)



# replica rocks

Amazingly realistic and ultra-lightweight.





# replica rocks

## create rock features anywhere

Created for the TV and film industry, these AC rocks and standing stones are so realistic as to be indistinguishable from the real thing – except for the weight. Ideal for any location where crane access is an issue – atriums, courtyards, roundabouts etc.

### Faux rochers

Créés pour la TV et l'industrie cinématographique, ces rochers en AC sont si réalistes qu'ils ne peuvent être distingués du vrai du faux - excepté le poids. Idéal pour tout endroit où l'accès d'une grue est problématique - les atriums, les cours, les ronds points etc.



**Standing stone 01**

Portland stone  
1700 x 300mm

**Standing stone 02**

Sandstone  
1900 x 450mm

**Standing stone 03**

Slate with rust and copper  
2000 x 1200mm

#### Standing Stones

Standing stones (pic) – Ideal feature rocks, No2 is particularly suitable for supply as a water feature – please ask for details.

#### Les pierres debout

Idéales en composition, le No2 est particulièrement appropriée pour l'ajout d'une cascade - demandez les détails.



#### Metpost base

All standing stones and rocks can be supplied with a bonded on Metpost base which can be concreted into the ground if required.

#### Fixation – Pique en métal

Toutes les pierres et les rochers peuvent être fournis avec une pique en métal fixée sous la base qui peut être scellée au sol ou planté si nécessaire.

## Colours + Finishes

All standing stones and rocks can be specified in either plain colours or with iron (rust) and/or copper seaming.

Standard finishes are as follows:

**Plain:** Mudstone (brown), Sandstone, Slate grey, Coal grey

**Seamed:** Slate base with iron seam

Slate base with iron and copper seam

Other rock finishes to special customer order.



**Rock A**  
1000 x 650 x 400mm



**Rock B**  
900 x 650 x 600mm



**Rock C**  
900 x 700 x 400mm



**Rock A1**



**Rock A2**



**Rock B1**



**Rock B2**



**Rock C1**



**Rock C2**



**Rock D**  
900 x 600 x 500mm



**Rock E**  
900 x 750 x 550mm



Slate with rust



Slate with rust and copper



Sandstone



**Rock D1**



**Rock D2**



**Rock E1**



**Rock E2**



# bespoke design

**any size, any shape**  
**any finish**

Livinggreen Design offer a full bespoke design and build service to specifiers. With professional product designers on our team, we can take a sketched idea and using our CAD facility provide you with drawings and 3D models for approval prior to manufacture in Advanced Composites, metals, wood or any combination of these as required. Any size and finish can be supplied, with AC particularly suitable for roof gardens or anywhere where weight is an issue. Lighting can easily be incorporated if required as can logos and memorable dates (see page 236).

## Design sur mesure

Taille, forme et finition sur mesure

Livinggreen Design offre un service complet de design sur mesure ainsi que des conseils aux prescripteurs. Avec les designers professionnels dans notre équipe, nous pouvons élaborer un croquis et vous fournir des schémas et des modèles 3D pour approbation avant leur fabrication. Ce service est disponible pour les AC, les métaux et le bois. Toutes les tailles et les finitions peuvent être assurées, avec des bacs en fibre de verre convenant particulièrement pour les toitures jardins et terrasses. L'éclairage peut facilement y être incorporé, de même pour les logos et des dates souvenirs (voir la page 236).



Balustrade for grade 1 listed building

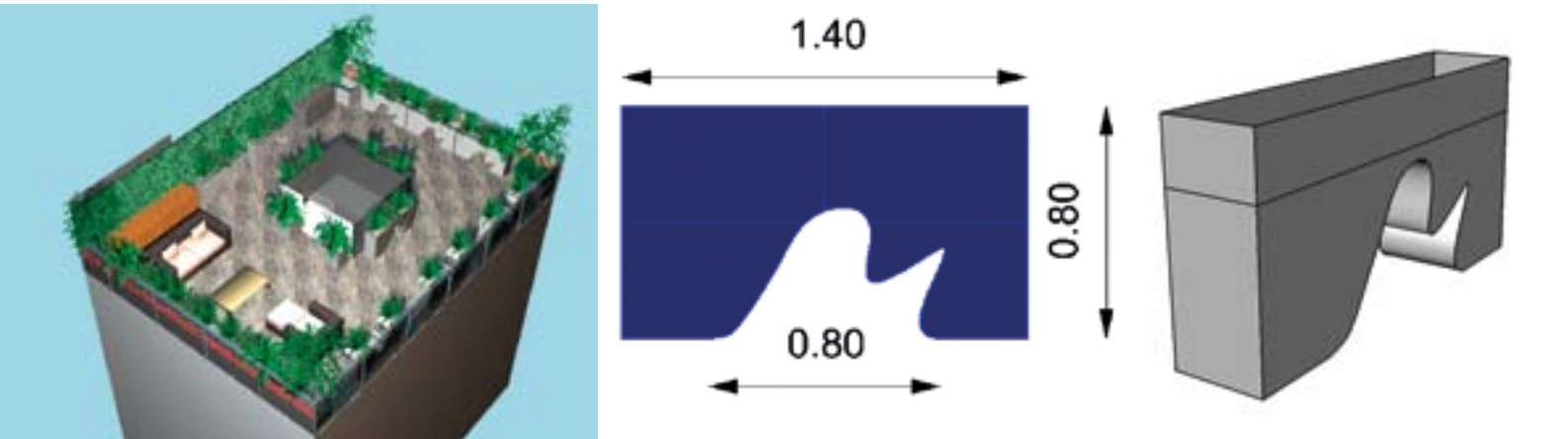


Bespoke barriers, aged lead



Bespoke water feature


Concept to finished product – the surf planter.





# bespoke design

Lighting and castor bases can easily be included for any size of unit.





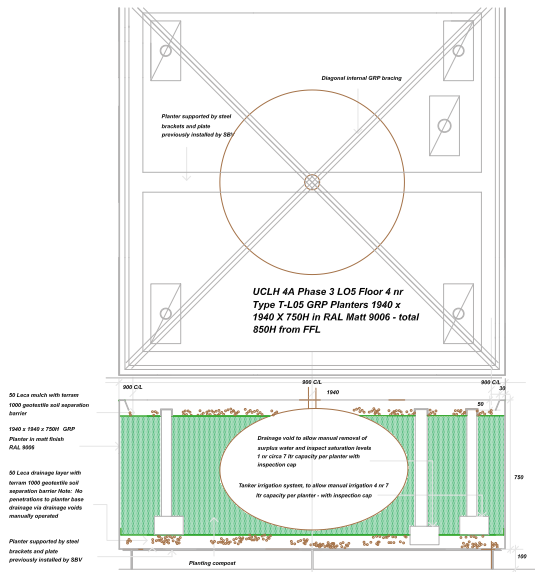
Bespoke diamonds on castor bases



Any length that can fit in a truck



Bespoke roof garden on suspended glass roof.

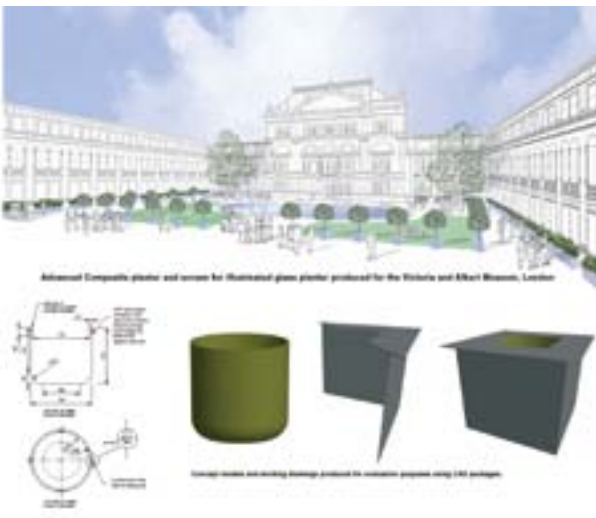
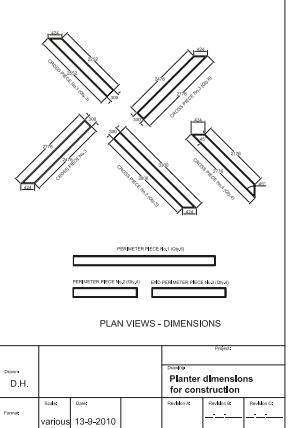
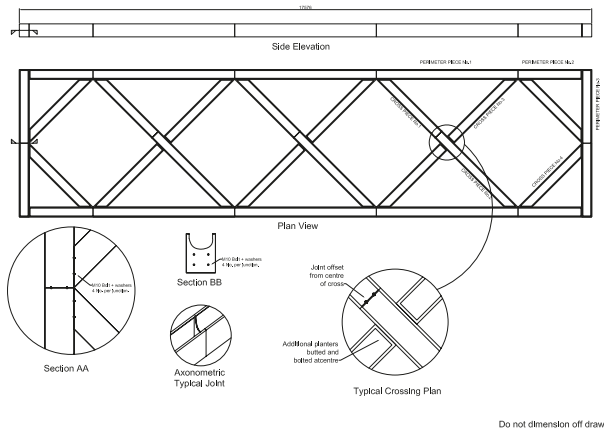
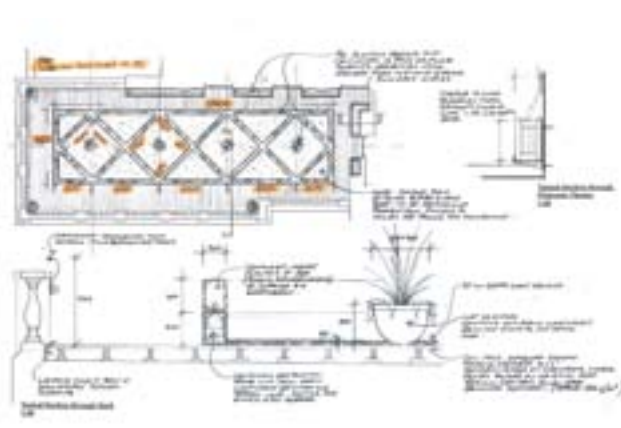




# bespoke design

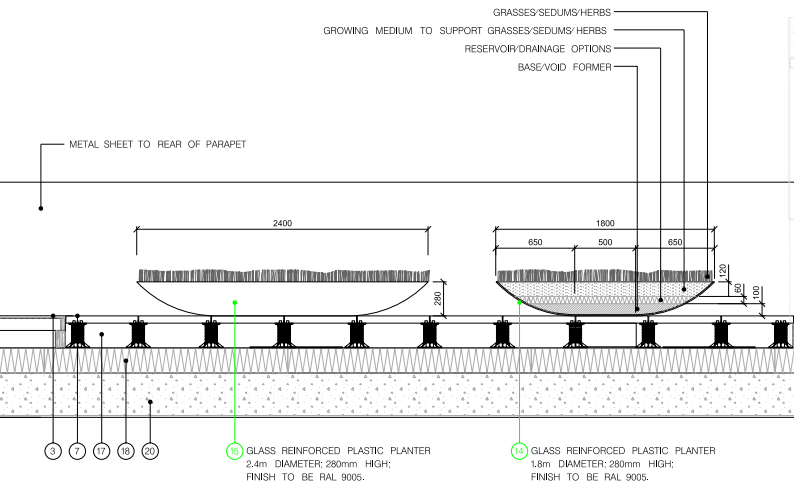
Top: Creation of a knot garden using bespoke aged lead barriers.

Below: Design and construction of bespoke planters and demountable reflective lighting screens for the V&A museum, London.





Construction of 2.4m diameter planting dishes – tooling, moulding and production.





# tanker irrigation

The Tanker sub soil irrigation system is the natural choice for cost-effective watering of planters, planting beds and tree pits in both exterior and interior schemes. Incredibly simple to use, all Tanker systems consist of a tank or reservoir positioned under the rootball of the plants and linked to the surface by a flexible or rigid filler pipe. Water is then transported from the tank to the soil as required via a specially designed Geotextile wick which works with any reasonably good soil or compost. Depending upon the size of the area to be irrigated, the tanks can be linked together to form a network, replicating the Earth's natural water table and providing ideal conditions for root growth.

## Arrosage par réserve d'eau

La traduction en français de 'Tanker'-réserve d'eau, est téléchargeable en format PDF sur notre site [www.livinggreendesign.net](http://www.livinggreendesign.net)



Fitting tanker water cell...





Fitting Tanker Modular network up to 4m long with full automation to restricted depth roof garden for fine turf



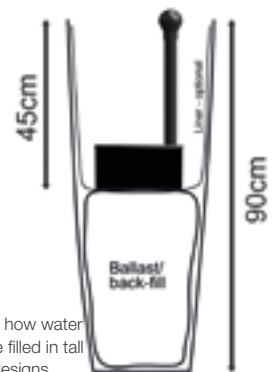
# tanker irrigation

There are many proven advantages of using Tanker:

- Less frequent watering:** independent research by the University of Reading has conclusively proved that plants in containers, hanging baskets or planting beds and irrigated using Tanker systems require watering only half as frequently as those planted without. Councils and landscapers have been able to slash maintenance labour budgets by using special Tanker hanging baskets, pillar and railings planters and also by retro fitting Tanker units to existing planters. For private gardens, home owners halve the burden of keeping their planters watered and can go on holiday in the summer with less worry about what they will find on their return.
- Water conservation:** As water is delivered straight to the rootball only as required by the plant, Tanker systems greatly reduce the amount of water required to irrigate any plant display. Even in a sealed system, such as a planter, the documented saving is at least 30% – for exterior beds, hanging baskets and drained planters, the savings will be much greater. With water restrictions a regular feature in many areas, this aspect of the system is becoming increasingly important to our customers.
- Healthier, better looking plants:** Tanker only delivers water to the roots as needed, eliminating the flood/drought cycle experienced by manually watered plants. Soil moisture is optimised and the plant does not experience water stress. The result is a denser, larger rooting system and more compact, healthier growth above

ground. Councils using the system report that the displays produced using bedding plants are the best they have ever experienced with more and larger flowers and growth so vigorous that in some cases it had to be cut back – and all achieved with less than half the watering visits previously required.

- Pays for itself in 3-6 months:** Depending upon the frequency of watering previously required, the labour saving alone will pay for these incredibly cost-effective units within 6 months. When you take into account that plants establish faster and are healthier long-term when watered using the system then other savings are guaranteed in plant replacement costs.



Schematic of how water cell should be filled in tall planter designs



Typical Water Cell installation



Various network options for Modular and Cylinder systems



There are Tanker systems to fit almost every possible situation.

## WATER-CELL

- Tanker Water Cell: sealed reservoirs for irrigating individual planters. Available in sizes from 2l - 12l. Suitable for planters up to 90cm diameter.



## Water Cell




Code	Litres	 
<b>TWC2</b>	2	220 x 60mm
<b>TWC3</b>	3	220 x 75mm
<b>TWC4</b>	4	220 x 113mm
<b>TWC6</b>	6	343 x 80mm
<b>TWC8</b>	8	343 x 100mm
<b>TWC10</b>	10	343 x 125mm
<b>TWC12</b>	12	343 x 150mm

## MODULAR

- Tanker Modular: Available in both Solo (for individual planters) and Network (for larger planters and large beds). Modular units are just 5mm thick and 11cm wide making them ideal for trough planting, window boxes and containers where planting depth is limited. Modular Network is popular for planting beds where very large links can be constructed. Special units up to 4m long can be specified to irrigate lawns, bowling greens, golf greens etc.



## Tanker Modular

Code	Litres	  
<b>TMS1</b>	0.75	125 x 120 x 55mm
<b>TMS2</b>	1.2	200 x 120 x 55mm
<b>TMS3</b>	1.8	300 x 120 x 55mm
<b>TMS4</b>	2.4	400 x 120 x 55mm
<b>TMS5</b>	3.0	500 x 120 x 55mm
<b>TMS6</b>	3.6	600 x 120 x 55mm
<b>TMS7</b>	4.2	700 x 120 x 55mm
<b>TMS8</b>	4.4	800 x 120 x 55mm
<b>TMS10</b>	6.0	1000 x 120 x 55mm
<b>TMS12</b>	7.2	1200 x 120 x 55mm
<b>TMS15</b>	9.0	1500 x 120 x 55mm
<b>TMS20</b>	12.0	2000 x 120 x 55mm

### Network

<b>TMN1</b>	0.75	125 x 120 x 55mm
<b>TMN2</b>	1.2	200 x 120 x 55mm
<b>TMN3</b>	1.8	300 x 120 x 55mm
<b>TMN4</b>	2.4	400 x 120 x 55mm
<b>TMN5</b>	3.0	500 x 120 x 55mm
<b>TMN6</b>	3.6	600 x 120 x 55mm
<b>TMN7</b>	4.2	700 x 120 x 55mm
<b>TMN8</b>	4.4	800 x 120 x 55mm
<b>TMN10</b>	6.0	1000 x 120 x 55mm
<b>TMN12</b>	7.2	1200 x 120 x 55mm
<b>TMN15</b>	9.0	1500 x 120 x 55mm
<b>TMN20</b>	12.0	2000 x 120 x 55mm

Additional modular sizes up to 4 metres long available on request.





# tanker irrigation

## CYLINDER

- **Tanker Cylinder:** Like Modular, Cylinder is available in Solo and Network forms but its larger, circular calliper lends its use to very large tree planters, tree pits, car park beds, roundabouts etc.



## Tanker Cylinder

Code	Litres	 
TCS3	3	330 x 110mm
TCS6	6	660 x 110mm
TCS8	8	800 x 110mm
TCS9	9	900 x 110mm
TCS12	12	1300 x 110mm
TCS15	15	1500 x 110mm
TCS20	20	2000 x 110mm

### Network

TCN3	3	330 x 110mm
TCN6	6	660 x 110mm
TCN8	8	800 x 110mm
TCN9	9	900 x 110mm
TCN12	12	1300 x 110mm
TCN15	15	1500 x 110mm
TCN20	20	2000 x 110mm

- **Tanker Water Level Indicator:** For use in interior landscaping, the indicators are variable straight tubes fitted with a ball float and rod that provide an excellent indication of the depth of water at the base of any planter – perfect for Hydroculture and half-hydroculture growing systems. They are also useful in large sealed tree planters to indicate if there is excess water in the planter. Also available as a filler pipe with a removable lid and no indicator mechanism.



## Water Level Indicator

Code		
WLI25	32mm	25mm
WLI30	32mm	30mm
WLI35	32mm	35mm
WLI40	32mm	40mm
WLI45	32mm	45mm
WLI50	32mm	50mm
WLI60	32mm	60mm
WLI70	32mm	70mm
WLI100	32mm	100mm

# TANKER IRRIGATION



## Rigid Filler Pipe

Each system can be specified with a number of accessories to fit different requirements.

- **Filler pipes:** A no cost choice of flexible or rigid filler pipe is available on both Water Cell and Modular Tanker systems. The flexible pipe is supplied in lengths up to 50m and can be cut to any size (see page 234). As it can also be bent around corners, it is the perfect choice for larger tree planters, for most exterior applications and for unusual size planters. The flexible pipe can be fitted with a water level indicator which is manually cut to size. Rigid pipes are pre-fitted with a ball float indicator, can be purchased in 5cm incremental lengths and are simply pushed into the tanks for fitting, making this the best and simplest solution for the majority of interior planters. Tanker Cylinder can only be fitted with flexible pipe and cannot be fitted with a water level indicator – however levels can still be read using a Dip Stick (see page 234).

- **Caps:** A choice of caps is available including Freeflow, Standard and Funnel. The Freeflow cap was designed specifically for use by interior landscapers. Open to the air for maximum soil aeration it is tamper proof and attaches securely to either the rigid or flexible pipe. The cap does not open and instead water is poured through a gate of specially shaped fins which are profiled to guide the water freely down the filler pipe without splash back from either bowser or watering can. The cap also features space to add a full colour bespoke advertising message – usually a company logo plus telephone number and web address. Freeflow caps also contain the water level indicator rod which is viewed through the fins and must be used with both rigid and flexible filler pipe where a water level indicator mechanism is fitted. Standard caps are the usual choice for exterior use or where a water level indicator is not required. The cap simply pushes over the end of the filler pipe making a very discrete closure. The Funnel is essentially an open version of the Freeflow cap and is fitted as standard to hanging baskets and pillar planters. A cover cap is available for the funnel making it a suitable alternative to the standard cap.



Code		
RFP25	32	25
RFP30	32	30
RFP35	32	35
RFP40	32	40
RFP45	32	45
RFP50	32	50
RFP60	32	60
RFP70	32	70
RFP100	32	100

## Accessories



Freeflow Cap



Standard Cap



Funnel



# tanker irrigation

- **Wick:** Tanker Wick are geotextile strips fitted to every Tank and are the heart of the system. As they are manufactured from a special combination of woven plastics, they will never deteriorate when left undisturbed. However where frequent replanting of planters is necessary, for example, hanging baskets and containers planted with bedding plants, it may become necessary to replace the wicks after a number of years. This can easily be carried out for all the Water Cell systems and wicks are supplied for each unit size precut to length. Modular systems, due to their design, are much less likely to require new wicks but if eventually this does become necessary then the units can be returned to us for refurbishment.
- **Dip Sticks:** Tanker Dip sticks are flexible capillary rods that can be put down the filler tube and pulled out to show the exact depth of water in that tank or planter. For use where water level indicators cannot be used and particularly suitable for large tree planters. Custom sizes available.
- **Floats:** Polystyrene floats suitable for use with the flexible filler pipe only. Cut to size. Supplied FOC with new flexible filler pipe installations where requested.
- **Stoppers:** These are used to seal the ends of Network units at the end of a run or to convert a network unit into a Solo tank. Supplied FOC with every new Network installation.
- **Flexible pipe:** Available in up to 50m lengths, this is both the connecting pipe between Network Tanks and also an optional filler tube instead of the rigid pipe system. Appropriate lengths are supplied FOC with new Solo and Network systems where required.

## Accessories



**Wick**



**Dip-stick**



**Float for flexible tube**



**Stopper for network systems**



**Flexible filler  
or  
Connecting pipe  
per metre**

# tanker – research proven

“ In summary, planters containing Tanker systems will save you half your costs of watering while providing a more attractive, healthier plant with a much stronger and better developed root system.”

Tanker was invented some 25 years ago and at least two installations from that period survive and are still functioning perfectly today. However, to further prove the effectiveness of the system, and in particular its potential to dramatically cut the costs of watering seasonal exterior displays, Tanker has recently been the subject of intensive research at the world renowned University of Reading Horticultural Technology Unit.

The trials were carried out on typically planted interior office plant displays and also on contractor style hanging baskets, window boxes and exterior planters. In every case identical control units were set up without Tanker being fitted. All the units were watered whenever the soil moisture content fell below a predetermined point as measured by use of a Theta probe. The exterior planters were assessed for 70 days and the interior for 5 months before a destructive analysis was carried out to look at the root systems and the fresh weights of the plant material in each. The results are shown in the panel opposite and conclusively prove that fitting Tankers will both save money on maintenance and improve plant quality.



Above: Interior planter clearly showing superior plant development in Tanker (bottom) fitted planters after 70 days of trials.

Top: Roots systems: left – without Tanker; right– with Tanker  
Bottom: Tanker fitted window boxes - Day 56

## Proof Positive

**A summary of results of trials conducted at the University of Reading summer 2004 on hanging baskets, window boxes, patio planters & interior displays.**

- *The use of Tanker systems in all situations tested halved the number of watering visits required to maintain the plants.*
- *The amount of moisture in the soil was always more controlled with Tanker systems present – they were less likely to be either very wet or very dry – promoting better plant development.*
- *The plants in the Tanker watered units looked visually more pleasing than those in the control units having a better, more compact growth pattern.*
- *The root systems of the Tanker grown plants were far better developed than those that were top watered only. In exterior trials, the roots reached the bottom of the planters and formed dense masses while also being thicker and fleshier.*
- *Interior trials using Tanker or top watering alone proved that Tanker watered units required at least 30% less water and still produced a better display.*



# planter options

## Moulded names, initials and dates

Where our planters feature wide, flat surfaces we are able to add lettering and dates in moulded relief that is integral to the planter in the same finish and will last without deterioration for many, many years, even outdoors. Examples may include the name of a hotel or business, the initials of a couple getting married and the date, the date a company was established etc. Prices are per letter or number and dependent upon the finish required.

### Noms, initiales et dates façonnés

Quand nos bacs sont dotés de larges surfaces planes nous sommes en mesure de rajouter du lettrage et des dates en relief, qui font partie intégrante du bac dans la même finition et durera sans se détériorer pendant de nombreuses années, même à l'extérieur. Exemples : le nom d'un hôtel ou société, les initiales d'un couple qui se marie avec la date. Les prix sont sur devis selon la finition par lettre et numéro..



## Full colour logos or other designs

On planters that feature a suitable smooth, flat surface we are able to offer a full sign writing service. Logos, designs or any form of writing can be added using either Vinyl or paint stencilling (airbrushing) depending upon the colour combinations required and the eventual location of the planters. Suitable for use on exterior as well as interior planters, we now carry out all this work in our own spray shop making it much more cost effective than sending our planters to a third party sign writer. Prices are by quotation only and dependent upon the size and complexity of the project.

### Logos en couleur ou autres dessins

Sur les bacs qui disposent d'une surface lisse et plane, nous sommes en mesure d'offrir un service complet de lettrage. Logos, dessins ou toute autre forme d'écriture peut être ajouté en adhésif vinyle ou au pochoir (aérographe) en fonction des combinaisons de couleurs nécessaires et l'endroit où les bacs seront placés. Convient pour une utilisation à l'extérieur ainsi qu'à l'intérieur, nous effectuons ce travail à l'usine. Les prix sont sur devis selon la taille et la complexité du projet.



## Fire Retardant Construction

All our planters can, for additional cost, be manufactured using fire retardant gels and resins to produce an AC product that meets the British Standards Class 0 and Class 1 and the French Standard Class M1. These products are ideal for use in public areas and meet the requirements of government legislation. Each order for FR planters will be accompanied by a certificate stating the type of manufacture of the items ordered and the Standards met. The certificates can be issued in other languages than English on request. Please note that our standard products do not meet these FR standards and it is essential to order the planters as FR if this is what is required.

### Fabrication ignifugée

Tous nos bacs peuvent, pour un coût additionnel et sur devis, être fabriqués en utilisant des gels et les résines ignifugées pour produire un produit qui répond aux réglementations : British Standards Classe 0 et Classe 1, et pour la réglementation française M1. Ces produits sont idéaux pour une utilisation dans les espaces publics et répondre aux exigences des normes incendies en vigueur. Chaque commande de bacs non feu sera accompagnée par un certificat indiquant le type de fabrication des articles commandés et les normes respectées. Les certificats peuvent être émis dans d'autres langues que l'anglais sur demande. Notez que nos produits standards ne sont pas conformes aux normes non feu donc il est indispensable de commander les bacs en précisant clairement quand ils devraient être ignifugés.




Bespoke FR Christmas tree surrounds for UK Train Stations

## Lighting

Most planters can be specified to include lighting options for both interior and exterior use. These will be low voltage LED units powered by transformers. Both white and coloured or colour changing lights can be fitted and the number and their location is entirely up to you to specify. All electrics are contained within a sealed waterproof compartment within the planter which is reached via an access panel. Where the planter needs to be seen from every side the main access may be underneath but a small door will still be available to facilitate lighting unit replacement. Please contact us to discuss your requirements which we will be pleased to draw up for you.

## Éclairage

La plupart des bacs peuvent être adaptés avec une option d'éclairage pour un usage à l'intérieur ou à l'extérieur. L'éclairage est en LED (basse tension) alimenté par un transformateur. Disponible en blanc, couleur ou des couleurs changeantes, le nombre et leur emplacement est sur mesure, entièrement à vous de préciser. Toute la partie électrique est dans un compartiment étanche imperméable à l'eau, avec un panneau d'accès. Lorsque le bac doit être vu de tous les côtés l'accès principal peut se trouver en dessous, mais une petite porte sera toujours disponible pour remplacer l'unité d'éclairage. Notre bureau d'étude étudie chaque projet.



## Pallet bases

All our tree planters can be specified with a pallet base for ease of moving once planted. Each base is engineered for the style, size and weight loading of individual units and will incorporate strengthening materials to suit. It is also possible to construct hidden pallet bases but as well as adding to the cost these are often less practical and are not recommended unless the base is to be hardly used.

We recommend textured finishes where pallet bases are fitted as this finish is less likely to be damaged by the lifting and moving process and can be more easily repaired on site. Please note, pallet bases are intended for occasional use only.

## Transpalette

Tous nos bacs à arbres peuvent être commandés avec un système de transpalette pour faciliter leurs déplacements une fois plantés. Chaque base est conçue selon le style, taille et le poids de chaque unité, avec un renforcement si nécessaire. Nous recommandons une finition texturée pour un bac au transpalette car elle est moins susceptible d'être endommagée en déplaçant le bac. Les bacs équipés avec un système de transpalette sont destinés à un usage occasionnel seulement.





# planter options

## Castor bases

All our planters can be specified to include a fully bonded in castor base, with or without brakes as required. Two main types of castor base are available

1. **Interior use base on furniture castors.** These are small, black plastic dual wheel castors with or without brakes and suitable for use typically on commercial carpet or carpet tiles. The base will be recessed and the castors invisible to create the illusion of a planter floating approx 2cm off the floor. Narrow planter bases may require the base not to be recessed to assure stability – you will be informed of this at the time of ordering. These are not suitable for heavy pile carpets or real wood flooring
2. **Exterior use base on heavy duty castors.** Where a unit is to be used outside and regularly moved we fit it with heavy duty castors directly onto the base with no recess. This allows the fitting and easy use of brakes which is not possible with a recessed base. These castor bases are engineered for regular use in a hostile environment.

All our castor bases are built to withstand the planted weight of the unit to which they are fitted and we can vary the design to meet the needs of the situation, for example, non marking castors or rubber castors for wooden floors etc – please just let us know your requirements before ordering. Castors can also be fitted to tree planters on request.

Please note, castor bases should be used with care and may fail if bumped regularly over carpet joining strips, kerbs and other obstructions.

### Castor exterior



Broken

Unbroken

## Roulettes

Tous nos bacs peuvent être prescrits avec des roulettes, avec ou sans freins (freins sur demande). Deux types de roulettes sont disponibles:

1. Utilisation à l'intérieur avec les roulettes de meubles. Ce sont de petites roulettes doubles noires en plastique avec ou sans freins et appropriées pour une utilisation généralement sur la moquette de bureau ou des dalles de moquette. La base sera remontée et les roulettes sont invisibles pour créer l'illusion d'un bac flottant d'environ 2cm du sol. Elles ne sont pas appropriées pour la moquette épaisse ou des parquets.
2. Utilisation à l'extérieur avec des roulettes pour charges lourdes. Lorsqu'un bac doit être utilisé à l'extérieur et régulièrement déplacé, il est équipé de roulettes pour charges lourdes directement sur la base qui n'est pas remontée. Ceci permet l'utilisation de freins qui n'est pas possible avec une base en retrait. Ces roulettes sont conçues pour une utilisation régulière dans un environnement hostile.

Toutes nos roulettes et leurs bases sont fabriquées pour supporter le poids planté de l'unité sur laquelle ils sont montés. On peut les étudier sur mesure afin de répondre aux besoins spécifiques, par exemple : roulettes qui ne marquent pas le sol ou des roulettes en caoutchouc pour un parquet, sur mesure pour les bacs à arbres etc – nous répondons à toutes vos questions avant de commander.

Merci de noter qu'un bac aux roulettes doit être utilisé avec soin et peut être endommagé s'il est heurté régulièrement contre les bordures ou autres obstacles.

### Castor interior



Broken

Unbroken



Exterior castor base with brakes



Interior recessed castor base with brakes



Interior recessed castor base with brakes

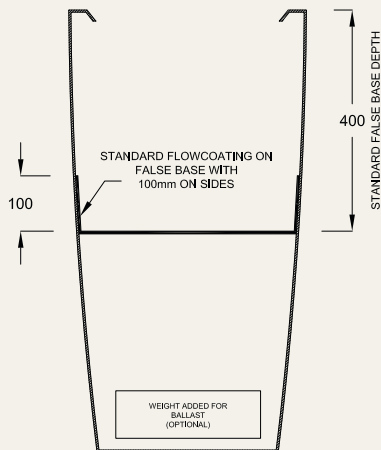
## False bases

All our planters but particularly those that are taller, typically over 60cm, can be specified with an integral false base, at any height, to create the perfect sized planting pocket. The base is made from a bonded in sheet of fibreglass sealed with a waterproof coating. Two types of base are available

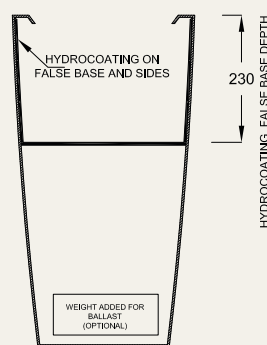
1. False base for soil plants. Typically at 35 – 45cm down from the top of the lip – a standard specification is available for all planters typically false based on request. The waterproof lining covers the base and approx 10cm up the sides. These bases are NOT suitable for use with hydroculture or any other system which requires the base to hold a pool of water. We recommend Tanker Irrigation is used in conjunction with these bases
2. False base for hydroculture or any other water based system. Typically hydro bases will be fitted 23cm down from the lip – false bases can vary by +/- 1 cm in height and therefore this level of tolerance is essential. Hydro bases are fully double coated with our waterproofing plastic layer and are guaranteed waterproof.

It is essential to specify which type of false base is required at the time of ordering

Weights can also be added to the real planter base where stability is an issue but this must be requested at the time of ordering



Example standard soil false base



Example standard Hydroculture false base

## Faux fonds

Tous nos bacs, mais plus particulièrement ceux qui sont grands, généralement plus de 60cm, peuvent être commandés avec un faux fond à n'importe quelle hauteur, pour créer une poche de plantation parfaite. Le faux fond est fabriqué avec une feuille de fibre de verre scellée avec un revêtement imperméable, étanche à l'eau. Deux types de faux fonds sont disponibles:

1. Faux fonds pour plantes en terre.  
En règle générale à 35 - 45cm du bord. La partie imperméable recouvre la base et 5cm environ sur les côtés. Ces faux fonds ne sont pas adaptés pour une utilisation avec l'hydroculture ou tout autre système qui exige de maintenir un fond d'eau. Nous vous recommandons nos réserves d'eau 'Tanker' avec ces faux fonds.
2. Faux fond pour hydroculture. Typiquement situés à 23cm du bord – les faux fonds peuvent varier de +/- 1 cm de hauteur. Les faux fonds Hydro sont entièrement revêtus avec notre couche de matière plastique étanche et ils sont garantis imperméables.

Il est essentiel de spécifier le type de faux fond nécessaire au moment de passer la commande.

Les bacs peuvent être lestés également où la stabilité est un problème, merci de le préciser au moment de passer la commande.



Standard Hydroculture false base



Standard soil false base



Standard soil false base



# index

<b>Admiral</b>	199	<b>Curvy S HD</b>	59	<b>Linik</b>	30-31	<b>Spirit Range</b>	10-33
<b>Antoinette</b>	160-161	<b>Curvy Sophia</b>	42-43	<b>Lion</b>	201	<b>Square</b>	117
<b>Arundel Urn</b>	130	<b>Curvy Swan</b>	52	<b>Logos</b>	236	<b>Squeeze</b>	101
<b>Ashaway</b>	32-33	<b>Curvy Troughs</b>	50	<b>London</b>	120	<b>Stack</b>	76-77
<b>Avant Garde Range</b>	62-103	<b>Curvy Ursula</b>	44-45	<b>Luna Crescent</b>	109	<b>Stockholm</b>	122
<b>Balmoral</b>	180-181	<b>Cylik</b>	14-15	<b>Luna Full</b>	107	<b>Straight Fluted Pedestal</b>	116
<b>Barcelona</b>	120	<b>Cylik Lite</b>	16-17	<b>Luna Half</b>	107	<b>Swag</b>	198-199
<b>Barrier</b>	134-137	<b>Cylinder</b>	146-147	<b>Luna Range</b>	104-109	<b>Tanker Accessories</b>	233-234
<b>Barrier HD</b>	59	<b>Dallas</b>	128	<b>Luna Slice</b>	107	<b>Tanker Cylinder</b>	232
<b>Bedouin</b>	175	<b>Deli</b>	123	<b>Lyon</b>	125	<b>Tanker Irrigation</b>	228-235
<b>Beehive</b>	190-191	<b>Diamond</b>	151	<b>Maxi Flare</b>	148-149	<b>Tanker Modular</b>	231
<b>Beevase</b>	190-191	<b>Dune</b>	88-89	<b>Maxi Flare HD</b>	59	<b>Tanker Rigid Filler Pipe</b>	233
<b>Bell</b>	188-189	<b>Easter Island</b>	86-87	<b>Maximus</b>	172-173	<b>Tanker Water Cell</b>	231
<b>Ben</b>	70-71	<b>Environment &amp; Ethics</b>	6-7	<b>Milan</b>	121	<b>Tanker Water Level Indicator</b>	232
<b>Berlin</b>	122	<b>False Bases</b>	239	<b>Minsk</b>	129	<b>Terrace 36°</b>	208
<b>Bespoke Design</b>	222-227	<b>Fez</b>	124	<b>Monaco</b>	116	<b>Terrace 360°</b>	209
<b>Bill</b>	68-69	<b>Flare</b>	148-149	<b>Monaco Holey Design</b>	116	<b>Terrace 72°</b>	208
<b>Blob</b>	64-65	<b>Flip</b>	80-81	<b>Moscow</b>	115	<b>Terrace 720°</b>	209
<b>Bodacia</b>	164-165	<b>Float</b>	66-67	<b>Moulded Names</b>	236	<b>Terraces</b>	206-211
<b>Bowls</b>	120-125	<b>Florence</b>	129	<b>New York</b>	114	<b>Time</b>	84-85
<b>Brunel</b>	192-193	<b>Fusion</b>	82-83	<b>Oslo</b>	123	<b>Titus</b>	174
<b>Buckingham</b>	182-183	<b>Garden Classics Range</b>	176-205	<b>Pallet Bases</b>	237	<b>Tokyo</b>	115
<b>Bullit</b>	100	<b>Geneva</b>	123	<b>Palma</b>	125	<b>Touch</b>	98-99
<b>Cardinal</b>	184-185	<b>Geo Design Range</b>	132-151	<b>Paris</b>	120	<b>Tower</b>	140-141
<b>Castor Bases</b>	238	<b>Geo Round</b>	144-145	<b>Pedestals</b>	114-117	<b>Tower HD</b>	60
<b>Ceramic Style Range</b>	152-175	<b>Hampshire Urn</b>	130	<b>Pedestals Bowls &amp; Urns Range</b>	110-131	<b>Towik</b>	28-29
<b>Chelsea</b>	196	<b>Havana</b>	129	<b>Pharaoh</b>	154-155	<b>Trashaway</b>	32-33
<b>Chicago</b>	114	<b>Heron</b>	202	<b>Phoenix</b>	128	<b>Tree Planters</b>	212-218
<b>Cirkik</b>	18-19	<b>Hex</b>	156-157	<b>Pillar</b>	142-143	<b>Triangle</b>	151
<b>Cleopatra</b>	163	<b>Holey Design Range</b>	56-61	<b>Planter Options</b>	236-239	<b>Trifik</b>	26-27
<b>Colours &amp; Finishes Available</b>	241-242	<b>Hug</b>	72-73	<b>Priory</b>	186-187	<b>Tulip</b>	94-95
<b>Constantine</b>	174	<b>Interwoven</b>	200	<b>Quadik</b>	20-21	<b>Tuscany</b>	194-195
<b>Contents</b>	9	<b>Introduction</b>	2-5	<b>Quadik Plus</b>	22-23	<b>U N C</b>	92-93
<b>Copenhagen</b>	122	<b>Javan</b>	175	<b>Quadik Plus Hot Lip Inserts</b>	24-25	<b>Urns</b>	130-131
<b>Credits</b>	8	<b>Julius</b>	166-170	<b>Replica Rocks</b>	219-221	<b>Vancouver</b>	116
<b>Cube</b>	138-139	<b>Julius Octavia</b>	171	<b>Rio</b>	115	<b>Vegas</b>	128
<b>Cubis</b>	162	<b>Kubik</b>	12-13	<b>Roman</b>	117	<b>Vienna</b>	124
<b>Curvy Bridget</b>	46-48	<b>Kubik Lite</b>	16-17	<b>Roman Urn</b>	130	<b>Vortex</b>	96-97
<b>Curvy Combinations</b>	54-55	<b>Kyoto</b>	125	<b>Rome</b>	121	<b>Water Tanks</b>	203-205
<b>Curvy Desktops</b>	51	<b>Large &amp; Small Fluted Pedestal</b>	117	<b>Rose</b>	178-179	<b>Wave</b>	90-91
<b>Curvy Jayne + Furniture</b>	53	<b>Layer</b>	102	<b>Sanghai</b>	121	<b>Westminster</b>	197
<b>Curvy Marilyn</b>	38-39	<b>Lighting</b>	237	<b>Sicily</b>	124	<b>Yang</b>	74-75
<b>Curvy Range</b>	34-55	<b>Linbar</b>	28-29	<b>Sphere</b>	158-159	<b>Ying</b>	74-75
<b>Curvy S</b>	40-41	<b>Linbar HD</b>	60	<b>Spin</b>	78-79		
<b>Curvy S Barrier</b>	49						

# colours + finishes

Most Livinggreen planters are available in all the finishes detailed – but check the product page for a full listing as the design of some units makes certain finishes impractical.

La plupart des contenants de 'Livinggreen' sont disponibles avec toutes les finitions détaillées ci-dessous.

Veillez toutefois vérifier la compatibilité du choix de la finition avec la forme du bac, car certaines sont difficiles à obtenir selon les modèles choisis.

**BS4800 and RAL Classic:** Over 300 colours available in highly polished gloss, satin, matt or textured matt finishes so you can achieve a perfect match to other furnishings.

**BS4800 et RAL Classique:** Plus de 300 couleurs disponibles avec plusieurs finitions : polie, satin ou mate texturée. Ainsi nos contenants permettent de trouver l'accord parfait avec l'esprit et l'aménagement du lieu.

**Standard Colours:** Specially selected colours that are usually held in stock and will meet most requirements. Available in highly polished gloss, satin, matt and textured matt.

**Couleurs standard:** Certaines couleurs sélectionnées parmi les gammes citées sont habituellement en stock et répondent à la plupart des exigences. Il s'agit des finitions suivantes : polie, satin et mate texturée.

**Polished Metallics:** The closest finishes to polished metal. Also available in satin sheen.

**Métalliques polies:** Finitions les plus semblant au métal poli.

**Textured Metallics:** Matt metal finishes with a rippled effect.

**Métalliques texturées:** Finitions en effet métal mat texturée.

**Polished Pearlescents:** Deep, almost 3D colours.

**Perle polies:** Finition créant un effet de profondeur.

**Polished Stardust:** Vibrant colour with a hint of silver sparkle. *Other colours on request – check availability before ordering.*

**Stardust polies:** Couleur scintillante incrustée de petites paillettes argentées. *Plusieurs couleurs sur demande - vérifiez la disponibilité.*

**Gold and Silver leaf:** True luxury finishes where planters are hand gilded with genuine metal leaf, hand burnished and coated with multiple layers of clear lacquer. *Other leaf finishes available on request.*

**Feuilles d'argent et feuille d'or:** Les finitions de luxe, les bacs sont travaillés à la main avec des véritables feuilles en métal, ensuite polies à la main et recouvertes de plusieurs couches de vernis clair. *D'autres couleurs de feuilles sont disponibles sur demande.*

**Please note we recommend Textured and Natural finishes if planters are to be used outdoors. However all our finishes are suitable for exterior use – please specify this at the time of ordering.**

**Nous recommandons pour des usages extérieurs d'employer des finitions texturées ou naturelles. Cependant toutes nos finitions conviennent pour l'usage à l'extérieur - spécifiez le lieu d'usage (intérieur ou extérieur) sur la commande.**

**Natural:** Unique finishes that exactly mimic natural materials. *Please note all these finishes have not only the look but also behave like the real material, weathering naturally if outdoors. However, the surfaces will mark clothes if brushed against so use indoors only in low footfall areas. Rust can be matt lacquered to avoid this problem on request.*

**Naturel:** Finitions uniques qui imitent exactement les vrais matériaux naturels. *De plus elles les ressemblent en aspect et en comportement. Par exemple les finitions rouille et cuivre bleu vieillissent naturellement en usage extérieur. Attention, ces surfaces pourront marquer les vêtements, il est recommandé pour leur usage en intérieur de ne pas les disposer à proximité des endroits passants. La rouille peut être mate laquée à la demande pour éviter cet inconvénient.*

**Dapple and Vintage:** Unique multicolour finishes adding further opportunities to personalise your planters. Both styles are coated with clear lacquer giving extra shine and a more resilient finish.


**Moucheté et Vintage:** finitions multicolores uniques rajoutant encore plus de possibilités de personnaliser vos pots. Les deux finitions sont recouvertes de vernis clair donnant un éclat supplémentaire et une finition plus résistante.




**Standard Colours - Couleurs standard**



**Polished Metallics - Métalliques polies**



**Textured Metallics - Métalliques texturées**



**Polished Pearlescents - Perlé polies**




**Polished Stardust - Stardust polies**



**Gold and Silver leaf - Feuille d'or et Argent**




**Natural - Naturel**



**Dapple - Moucheté**



**Vintage - vintage**



See over for  
colours + finishes

# ral classic colour chart

1000	1001	1002	1003	1004	1005	1006	1007	1011	1012	1013	1014	1015
1016	1017	1018	1019	1020	1021	1023	1024	1026	1027	1028	1032	1033
1034	1035	1036	1037	2000	2001	2002	2003	2004	2005	2007	2008	2009
2010	2011	2012	2013	3000	3001	3002	3003	3004	3005	3007	3009	3011
3012	3013	3014	3015	3016	3017	3018	3020	3022	3024	3026	3027	3031
3032	3033	4001	4002	4003	4004	4005	4006	4007	4008	4009	4010	4011
4012	5000	5001	5002	5003	5004	5005	5007	5008	5009	5010	5011	5012
5013	5014	5015	5017	5018	5019	5020	5021	5022	5023	5024	5025	5026
6000	6001	6002	6003	6004	6005	6006	6007	6008	6009	6010	6011	6012
6013	6014	6015	6016	6017	6018	6019	6020	6021	6022	6024	6025	6026
6027	6028	6029	6032	6033	6034	6035	6036	7000	7001	7002	7003	7004
7005	7006	7008	7009	7010	7011	7012	7013	7015	7016	7021	7022	7023
7024	7026	7030	7031	7032	7033	7034	7035	7036	7037	7038	7039	7040
7042	7043	7044	7045	7046	7047	7048	8000	8001	8002	8003	8004	8007
8008	8011	8012	8014	8015	8016	8017	8019	8022	8023	8024	8025	8028
8029	9001	9002	9003	9004	9005	9006	9007	9010	9011	9016	9017	9018
9022	9023	<b>NB: the colours shown in the above chart are only as accurate as the four colour printing process can achieve, therefore they should be used only as a guide.</b>										





livinggreen  
design

[www.livingreendesign.com](http://www.livingreendesign.com)

Livingreen Design is a brand name of Livingreen Design Ltd t: +44(0)131 440 9804 f: +44(0)131 440 9805