

# triangle + diamond

Equilateral tall triangles can be interlocked in different sizes and colours to create features limited only by the imagination. Diamonds are eye-catching space dividers and troughs.

Les grands triangles équilatéraux peuvent s'assembler en différentes tailles et couleurs pour créer des compositions illimitées. Les Geo Diamants sont des jardinières attirantes et originales.

## Colours + Finishes

**BS4800 and RAL Classic:** Full colour range in polished gloss, satin, matt and textured matt finishes.

**Standard colours:** All finishes.

**Polished Metallics:** All finishes.

**Textured Metallics:** All finishes.

**Polished Pearlescents:** All finishes.

**Polished Stardust:** All finishes.




**Natural:** All finishes.

**Dapple:** All finishes.





See page 275 for all colour and finish options.



## Triangle

Code	 	
TRI60	500 x 600mm	TWC4
TRI90	500 x 900mm	TWC4
TRI120	500 x 1200mm	TWC4
TRI150	500 x 1500mm	TWC4

## Diamond

Code	  	
DIA30	450/1000 x 300mm	TMS7
DIA70	450/1000 x 700mm	TMS7
DIA100	450/1000 x 1000mm	TMS7