




# Exterior Solutions



Professional Grade Planters, Furniture and Green Lifestyle products for use in all outdoor  
landscape settings  
Entirely handmade in our own UK Workshops

[www.livinggreendesign.com](http://www.livinggreendesign.com)



# contents

Introduction	3
Fibreglass and landscaping	6
Go Greener	8
Finishes	10
Bespoke Design	20
Artificial flowers and Plants	52
Floral Design	54
Green Walls	56
Buxus hedging	60
Water Features	64
Lighting	68
Planter Furniture	70
Planters	110
Cityscape	112
Spirit Range	118
Avant Garde Range	132
Luna	160
Geo Design Range	168
Ceramic Style	186
Julius	196
Garden Classics	200
Tree Planters	222
Wooden	228
Tanker Irrigation	230
Planter options	238
Colours + Finishes	245



# introduction

Welcome to the new Livinggreen Design Exterior landscape products brochure!

We know that manufacturing such a vast range, it can sometimes be hard to understand which of our products are the most suited for use in the outdoor environment. So here, we have now, for the first time created a showcase for our many brilliant ranges, all of which are superbly designed for use in the most challenging of exterior environments. We have customers all over the world, in every weather extreme, from Dubai to Finland, all using our products successfully for many years, without damage or deterioration.

While you may know us for our beautiful and comprehensive selection of planters, you may not be aware of our newer ranges of outdoor seating and tables, many created by well-respected British product designers, and suitable for both garden and the most demanding commercial spaces. In addition, where live plants just cant be used, we have a great selection of replica plants including bespoke greenwalls and buxus hedging all put together by hand at our Edinburgh workshop.

So get comfortable and spend some time getting to know our story, our ranges and how we can help you – both fulfilling your wildest design ideas and, even more importantly, helping you increase your business success and profitability by using our services.





# introduction

## About Us

We have been doing this a long time. We started our first fibreglass factory back in the early 90's, making one range of 4 different size planters and haven't looked back since.

Today we genuinely are the UK's market leader, in terms of our manufacturing capacity, size of product range and experience in design and production of quality, long lasting products. Unlike others, even other fibreglass manufacturers, we make EVERYTHING we sell in our own workshops, by hand, right here in the UK. We have control of every aspect of the process and are not dependent on any third party. Everything is made to order, so yes, you have a to wait, typically a few weeks but you can have confidence that if you specify our products then you will get exactly what you ordered within a reasonable delivery time. No trying to order a job that has been accepted by your client only to be told that the specified planters and benches are out of stock and it could be 3 – 6 months, if ever, before they are resupplied from the Far East.

It is experience borne of a passion for Landscaping. All our Directors have held senior jobs in some of the countrys leading Landscape contractor and Landscape architects. We understand the business from the ground up and know exactly how to design and build a product that will perform on site for many years. You can trust us to deliver an incredible product backed up by outstanding customer service and a knowledge of all aspects of horticulture that a planter manufacturer wouldn't normally possess.



While this brochure displays our many and various standard ranges the front sections deal with an area in which we truly excel – the delivery of bespoke projects of any size and complexity, from one bespoke planter for a small city garden to a multi level roof garden on one of Londons landmark building and everything in between. Marry our design capability to our creation over the years of many unique ways of finishing fibreglass to replicate other material and you will see why we are first choice for many landscape architect and garden designers when it comes to collaborating on a new bespoke project.

Over the last 30 years, we have been privileged to work with the some of the Worlds greatest architects, landscape architects, garden designers and most successful commercial businesses on landmark projects in every continent. We hope that we can bring a little of this experience to your next project and help you achieve something amazing.



# fibreglass and landscaping

Just as modern aeroplane manufacturing technology has switched from traditional metals to composites, so to is the landscape industry coming to realise that fibreglass composites have a key and expanding role in the future of the business.

While we have been manufacturing and selling fibreglass planters for over 35 years, the material is becoming ever more popular for use in garden furniture, street furniture, planter beds, tree planters and particularly for roof gardens and terraces.

So what is behind this rise in popularity and how can specifying Fibreglass products benefit your business?



## Unlimited Design Potential

For designers of any sort, this is a key attribute. Unlike almost any other material, fibreglass can be moulded and engineered into almost any conceivable shape allowing for almost unlimited design possibilities. At Livinggreen Design we employ in – house, skilled Product designers and toolmakers who can take your raw idea and transform it from into a beautiful finished product, limited mostly by your imagination.



## Cost effectiveness

Compared to almost any other construction material, fibreglass has the edge in cost, certainly on a strength to cost ratio. The relatively low cost of bespoke mouldings make even fairly complex shapes achievable within a reasonable budget. Over the years we have developed unique temporary tooling methods to make this even more affordable to our customers. Even with fairly standard planter beds, fibreglass will always come out significantly less expensive than steel.



## Chameleon style Finishing

One of the great advances in fibreglass in recent years has been the development of coating technology far beyond traditional paints, that can transform a finished fibreglass product to make it look identical to many natural materials. Through our own specialist coatings company, we have developed truly incredible finishes such as Corten Steel, Verdigris, 'raw' metals, a huge range of stone, concrete and many more – take a look at our finishes section for more inspiration



## Strong but lightweight

One of fibreglass's greatest properties is its strength to weight ratio. Properly designed and manufactured, fibreglass planters can be stronger than steel but a fraction of the weight. The key here is the correct manufacturing specification. We are experts in producing planters and furniture that are properly engineered for the forces experienced long term in an external works environment. For roof gardens and terraces Fibreglass is really the ONLY choice



## Longevity

Another huge advantage of fibreglass is that it is both weather and corrosion resistant. There is a reason they make planes and ships from it! Compared to other building materials particularly wood and also metals, it has superior lifespan and at much lower cost. Most fibreglass products need little of no maintenance and can easily be refinished if necessary. Many planters we made when we first started out are still in use today.



## Good for the Environment

Compared to most other construction materials fibreglass has excellent environmental credentials – see our Go Greener section for more information.





# go greener

Don't take our word for it...

In the end, it all comes down to what's known as the Whole Life Environmental tariff of a material as to how green it really is. There have been many studies of this but to take just one from the automotive sector

"In 2003, BASF undertook a comprehensive eco-efficiency analysis on a composite (fibreglass) part (a boot lid for Mercedes), versus the equivalent part in steel and aluminium. The study considered the entire 'ecological fingerprint' from manufacture of the raw material to recycling of the finished part. Economy and ecology were ranked as equally important in this sustainability study. The composite (fibreglass) part came out as most favourable overall."

So even today, Fibreglass has less environmental impact than any other comparable construction material and with the growth in its use in automotive, aerospace and green energy, such as wind turbines, this impact will only decrease as newer and ever more efficient means of recycling the material are developed.

"We also offer full refurbishment to as new for all our planters – the ultimate in recycling meaning our products never have to be thrown away."

"Our philosophy is simple – make beautiful products with the minimum impact on the environment."

At Livinggreen we take our ethical and environmental responsibilities very seriously.

In buying from us you can be assured that you are making the right choice to both minimise your purchases effect on the environment while providing well paid employment in Europe in safe working conditions.

We know that our customers value our commitment to ethical trading and that with unlicensed copies of some of our ranges circulating which do not meet these standards, we are always happy to provide certificates of authenticity as your guarantee of quality. These are individually numbered and recorded and can be checked with our Head Office if there is any doubt that ordering Livinggreen Design products means receiving authentic Livinggreen products. We take all infringements of our design and copyright very seriously and always prosecute companies caught passing off inferior copies for genuine Livinggreen Design products.

Our philosophy is simple – make beautiful products with the minimum impact on the environment. Join us in saying YES to these key promises that we make to anyone choosing to buy Livinggreen products:



**YES** to highly skilled workers, paid by ability and productivity under UK and European Employment law.



**NO** to child or low paid labour in unregulated factories in the Far East.



**YES** to production under the auspices of the UK Health and Safety Executive with independent auditors employed to carry out regular reviews and recommend improvements.



**NO** to unregulated workshops abroad where rainforests can be used to power furnaces and workers may not have proper safety equipment and training.



**YES** to beautiful handmade products, made by craftsmen in the traditional manner dating back to the 1950's with no mechanisation other than the hand-tools used for final finishing.



**NO** to manufacturing using energy demanding high cost machinery e.g. injection moulded plastics and metal fabrication.



**YES** to using recycled glass for our fibre reinforcement matting and reclaimed plastics wherever possible.



**NO** to using exclusively virgin materials to construct our products.



**YES** to manufacturing locally, minimising our carbon footprint and using group haulage wherever possible for final delivery.



**NO** to transporting products thousands of miles from Asia and the Far East.



**YES** to manufacturing in GRP which offers a range of recycling options - including grinding up to use as road surfacing, fibre separation to use as insulation and as a constituent in cement production.



**NO** to providing products, like many plastic planters, that can only be disposed of in landfill sites.





# finishes

For us, the real beauty of fiberglass is in the finishing. We have spent the last 35 years devising new and ever more ingenious ways to coat our products so that they have the look, the feel, the very essence of a dazzling array of natural stone, terracotta, concrete, earthenware and lovingly aged metals – but with none of their drawbacks and all the many advantages of fibreglass.



That's not to take anything away from our paint process, which can offer Gloss, Satin and Matt finishing to commercial paintshop standard using the highest grade, most weather resistant paint on the market today. We work in all RAL and BS colours as well as Pantone (PMS) and have matches for almost every other paint manufacturers colour ranges. Painted fibreglass is indistinguishable from powder coated steel and aluminium.

For extra long life, our Textured finishes are achieved by overcoating the surface of the product with a thick layer of self coloured liquid resin that bonds directly to it forming a weatherproof barrier that should remain unchanged for many years in even the harshest environments. While the colour choice is more restricted, this is an outstanding finish for commercial projects.

In the following pages we showcase some of extraordinarily realistic 'natural' finishes we have developed. Swatches are available and are guaranteed to impress.



## Corten Steel (rust)

Our signature finish. The result of many years of development that has produced a rust effect that where we are able to control the mount of rusting, the depth of colour and the patina. We can also fix that moment in time, stopping further rusting and preventing rusty runoff onto finished surfaces.

We guarantee that no one will be able to tell that your fibreglass planter or seat is not made from real Corten steel. For roof gardens and terraces in particular this is a game changing finish. But we recommend it for anywhere Corten steel was to be used – Fibreglass is more cost effective, much lighter, just as strong and every bit as long lasting.

While other faux rust finishes are available, we are the ONLY landscape product manufacturer using this trade marked finish. For the ultimate in 'unreal steel' its got to be Livinggreen.





# finishes - copper blue



Like Corten Steel, our Verdigris finish uses real metal to create a thin copper plating on the surface of the fibreglass. This oxidises naturally in the elements creating a beautiful blue/green patina overtime. As the finish is the product of genuinely oxidised copper, it behaves in exactly the same way meaning the effect is fragile can be rubbed off accidentally. So we recommend this finish for an area of low footfall where the product is unlikely to be brushed against.

Again like Corten Steel, Verdigris can be fixed by application of a specially developed lacquer which makes the surface much more robust without dramatically changing the effect.

# finishes - aged lead

## Aged and Antique lead

Our venerable Aged lead finish (the original 'natural finish') is still one of the most popular with garden designers and commercial landscapers alike. Often also used as a darker grey concrete effect, aged lead has a dark base with a mottled whitish bloom over the top, just like real oxidised lead. It's an integrated finish, meaning the colour is fixed into the product when made, but like terracotta, the white bloom can be accidentally removed so some care in handling and maintenance is required.

All aged lead products have a different, natural, appearance and will change with the weather as the outer product surface is porous and will take up moisture from the rain and in the air.



AGED LEAD



ANTIQUE LEAD



# finishes - concrete



CONCRETE

Two additions to our natural finishes. Earthenware recreates the look of baked raw baked clay, while Concrete, is a light grey recreation where a roughcast look is required.

Both are very hardwearing with the finish integral to the surface of the fibreglass. A mottled aging effect is created with the additional of an electrostatically charged whitish dust that give the finish its whitish bloom. This will remain part of the finish forever unless accidentally removed by rubbing it off with a cloth- we give full instructions on care to prevent this happening.

Like Terracotta, these finishes have all the look of the genuine materials but none of the weight issues



EARTHENWARE

# finishes - terracotta

While real terracotta is a beautiful addition to any garden, there are major drawbacks, particularly when going large. With our terracotta finish the problems of weight, cost and frost resistance are all solved at a stroke without any compromise on the look required. Just as with Corten steel, once planted you absolutely cannot tell that you are looking at anything other than a genuine terracotta pot.

Over the years many of our customers have use the finish to allow tree planting in terracotta on roof gardens and terraces, something completely impossible with the genuine article.





# finishes - premium stone




Like Corten Steel, our recently released Premium Stone is a tour du force in coatings technology. For the first time, we are able to directly bond real aggregate directly to the fibreglass surface producing what is in effect a stone cladding. By varying the pigmentation and aggregate mixture we can mimic pretty well any commercial stone and even the variations from individual quarries. So while we offer a standard range of 8 colour options, we have over 70 available and can often match exactly to real stone on the same site. Again samples are available to order.

The nature of this coating means it is incredibly hard wearing and a great choice for streetscapes as well as choice private gardens



Black Stone  
Pierre Noire



Dark Grey Stone  
Pierre Grise foncée



Light Grey Stone  
Pierre Grise claire



Light Brown Stone  
Pierre marron  
claire



Light Red Stone  
Pierre Rouge claire



Light Yellow Stone  
Pierre Jaune claire



Mid White Stone  
Pierre Blanche moyenne



Light White Stone  
Pierre blanche



# finishes - paint



GLOSS

## Wet Paint

With a full, professional bodyshop located at the heart of our workshop, we are able to offer almost any colour and finish of paint either on the market today, or even going back 50 plus years, from just about any UK manufacturer.

We can match to almost anything given a physical sample and offer full gloss, satin and matt coatings as standard options. RAL, BS and Pantone colours are all available ready matched along with all your favourite specialist paint colours. We mix everything ourselves using our own computer controlled machinery to ensure you get the exact colour required.

The paint itself is quite simply the highest quality, longest lasting and most weather resistant on the market, and like our products, 100% made in the UK.

When coated, flat fibreglass has the exact appearance of powder coated steel but again, none of the weight, cost, and in steels case, rusting issues that come with this material, which in our long experience is one of the worst materials available if you want a long lasting, good looking, maintenance free, product.



MATT

## Textured finishes


Our classic textured finish is a smoothly rippled matt effect creating using a thick coating of self colour gel, to the same exacting specification as Lloyds approved marine grade materials used in boat building.

This is our longest lasting, commercial grade finish, highly resistant to casual damage and stuffed full of UV filters. It's corrosion resistance is legendary, designed to survive long years in close contact with sea water, so even a bit of acidic city rain holds no fears. This finish will remain unchanging in the harshest of environments for many years.

While the colour range is less varied than wet paint, we can still match all the usual RAL & BS colours plus a good deal of the more common commercial paint colours. Send us an original and we will usually be able to achieve a very close match.

We also offer a textured paint finish in any of the wet paint colours listed above. While not the same robustness or patina as Classic textured, it is a useful option, particularly in high footfall areas where casual scratching and wear can soon deface a smooth painted product

Like all our finishes, sample swatches are available on request.



TEXTURED



# bespoke design

any finish, any shape

## any size

Livinggreen Design offer a full bespoke design and build service to specifiers. With professional product designers on our team, we can take a sketched idea and using our CAD facility provide you with drawings and 3D models for approval prior to manufacture in glassfibre composites, metals, wood or any combination of these as required. Any size and finish can be supplied, with glassfibre composites particularly suitable for roof gardens or anywhere where weight is an issue. Lighting can easily be incorporated if required as can logos and memorable dates

We offer

- Professional Product Designers on our in house Team.
- The ability to talk directly to architects, landscape architect, designers and engineers, and to create manufacturing drawings for approval prior to construction.
- Full CAD and 3D modelling available as well as 3D printing on site. All major design programmes supported.
- Full tool making facilities including on site joinery and CNC
- Full mould making facilities, both from GRP and temporary in a variety of materials for a more cost effective solution in lower numbers
- The largest specialist fibreglass Planter and exterior furniture manufacturing facility in the UK – we can handle any size of bespoke job, from a single planter to the largest of commercial schemes in a professional and timely manner.
- The ability to manufacture complementary product in wood or to incorporate wooden or metal elements in to any design



•A huge range of extras can be built in including, Pallets bases, properly engineered Castor bases, Tree anchors, Integrated lighting, Integrated power points and other electrics (Fibreglass does not conduct electricity so is extremely safe in this regard), False bases to save weight, Logos and even full Fire Retardancy to Class 0/1 standards.

•The experience to deliver.

•We are a truly International Company with regular exports to the whole of Europe, North America and the UAE





# queens wharf

In 2018 Total Protection won the BALI Green Roof Installation and Roof Gardens Award for their project at Riverside Studios and Queens Wharf, Hammersmith, London. In what was then our largest project to date we created a series of huge linear planting beds and organically shaped tree planters for this series of large roof gardens and squares. The scheme made full use of the lightweight nature and strength of our fibreglass construction to produce this truly world class landscape.





# parisian roof garden

Using paper templates supplied by our French Garden Design customer, we were challenged to provide a series of complex curved planter shapes and a central curved seating area, all to fit exactly into a prefitted terrace. Despite never seeing the site, our team were able to exactly replicate the drawings providing a stunning planter and seating array that was exactly made to measure to the delight of everyone involved.

Project and photos credited to © MCPAYSAGES





# scottish power hq



A roof garden for a major power company's HQ. This was created with variations of our Barrier range of planters, all bespoke made to exactly fit the required space. This scheme features our popular Aged Lead finish which looks and weathers just like the genuine metal





# london roof garden


London Roof Garden with Integrated seating - Another large commercial roof garden taking full advantage of both our Fibreglass and joinery capabilities. Here we engineered a solution to a series of linear planting beds fronted by seating areas that doubled as storages boxes. Each of the sustainable hardwood clad seats has a removable lid transforming it into a waterproof storage container. An interesting detail is the slight slope to the seat lid to allow rainwater runoff. All designed and built by hand in our own Edinburgh Workshops. Project and photos credited to © LUCEY of LONDON.





# television centre

Part of the redevelopment of White City involved creating an exciting roof garden on what was the old BBC worldwide building. An enormous curved space, this involved us in the creation of a fabulous scheme built around the concept of cogs and gears. The gears are formed from giant arcs of precisely curved planters, while different sized cogs intermesh as both island planting beds and also as tables. All are coated in our unique Corten steel finish giving the whole thing an authentic industrial vibe.





# newport roof garden

Roof Garden and Courtyard - A new Social housing scheme by Willis Construction in Newport replaced run down shops with an beautiful apartement complex featuring two planted terraces, a planted rooftop garden, and a rear courtyard. Again our Corten Steel finish was used to good effect on a series of bespoke planting beds while these were interspersed with colourful bespoke fibreglass seating. The outstanding feature was the creation of huge single piece perfectly fitted curved fibreglass seats for a central courtyard.





# french roof garden

In this example for a private client, suspended reinforced bespoke barriers were fixed to the walls creating an original design with a beautiful choice of climbing plants. Project and photos credited to © PATIO DESIGN





# show garden edinburgh

Show Garden for Luxury Apartment Development Edinburgh

The old Donaldsons School in Edinburgh, once touted as the possible home of the Scottish parliament has recently been converted into luxury apartments. We worked together with the developers and landscaper to create an all weather, no maintenance show garden for the sales office. This features a multitude of our products including, bespoke artificial green walls, bespoke seating and tables in fibreglass and wood, bespoke planter beds as well as our Terraces seat/planter/table range designed by well the well respected Scottish furniture designer, Derek Hodgson whose work includes both the London and Paris undergrounds.





# chelsea flower show


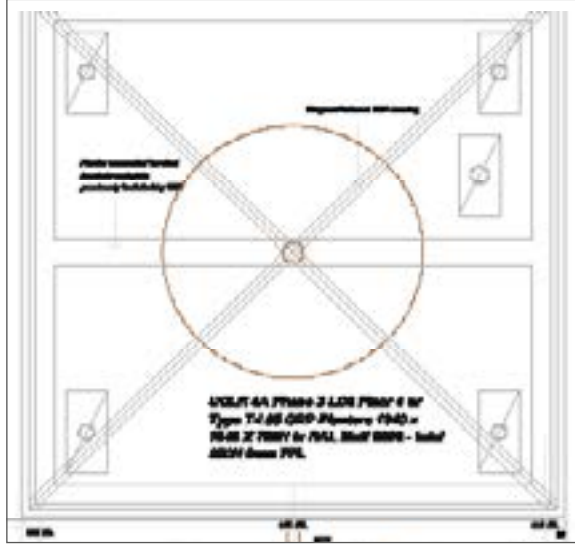
In April 2016 we were asked by our friend, Lee Bestall, if we could help with a big problem. The manufacturer who had been part of the team to construct the Simon Milton Foundation Garden for the Chelsea Flower Show in May had let them down at the last minute. As the garden was entirely constructed from large bespoke, multi height, curved planters, this was a BIG problem. Working day and night shifts over 2 weeks and with plenty of good will from the staff, the impossible was achieved and the garden delivered in record time for the show. Since the show, the garden has been divided up into several locations around Westminster for the public to enjoy and fulfil its intended use.





# macmillan hospital london

Designed by Hopkins Architects, the Macmillan Cancer Hospital in London was conceived with a green space at its heart, but several floors up. Weight loading was a particular issue on this glass roof garden so the planters were manufactured with metal attachment points so they could be bolted directly onto the supporting framework and away from the glass. The result is what appears to be suspended planters floating above the roof top. In addition to the roof the building features planting beds on all levels, framing it in nature for the patients enjoyment and relaxation.





# corporate roof garden


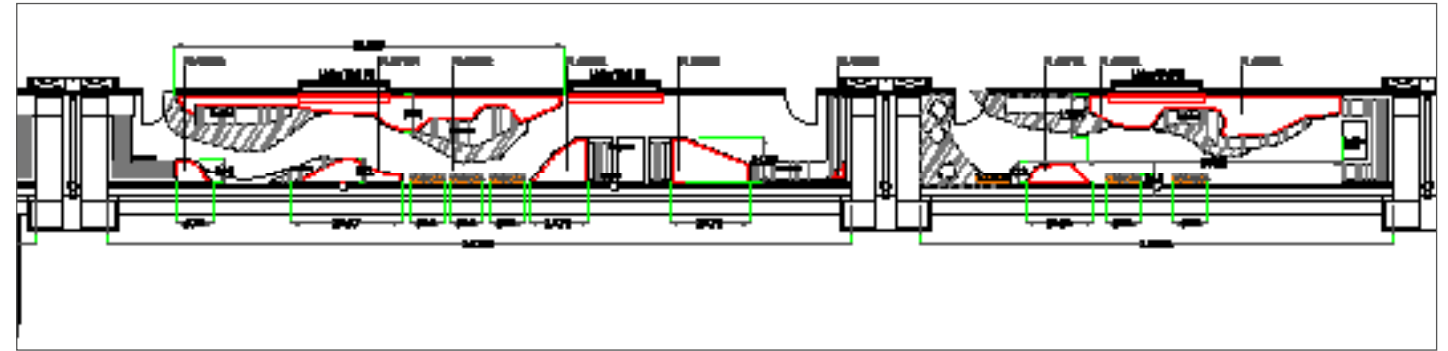

In the example on these pages, the brief was to work with the architect and landscape contractor to create a roof garden featuring long runs of benches and individual seating on stand-alone planters combined with bespoke tree planters singularly and in groups. This was a new corporate HQ in Scotland and the client required sustainable local hardwood for the bench seats. We sourced this as Scottish Larch, perfect for the Client and the situation. This job was designed, manufactured and installed in six weeks from order.





# university roof terrace

Here we took a drawing concept and engineered a solution creating sectional planters that would fit together to form sinuous beds making full use of the narrow space. Seating units were formed to exactly match the shapes of the planters allowing a perfect fit and full implementation of the design concept.





# private roof garden


In this example for a private client, different colours and finishes, including Corten Steel effect, have been combined with alternating curved benches and planters to maximise the usability of a good sized terrace. Working with the Garden Designer, we were able to fully realise his design brief even including integrated lighting and external power points.





# private balcony edinburgh

A very challenging scheme requiring huge single piece corten steel finish planting beds, a bespoke raised deck pond and water feature and large barrier style planting beds. These units were designed to fit exactly over deck uplighters and incorporated slopping cut outs, painted in different colours for a magical night light show.



# garden hertfordshire

This BALI Grand Award winning scheme incorporated large modular planter beds, designed to allow multi depth compartmentalised planting. They were produced in our Corten Steel (rust) finish that is indistinguishable from the real material in looks but a fraction of the weight or cost.

c





# bespoke letters and digits

The creation of large or even giant letters is something of a speciality of ours. As well as our own standard range (see Alphabet and Digits), we are often asked for words or numbers in any size, any typeface, with or without lights, for interior or exterior use and in Corporate colours. We pride ourselves on quality and attention to detail in making sure we go above and beyond the brief.



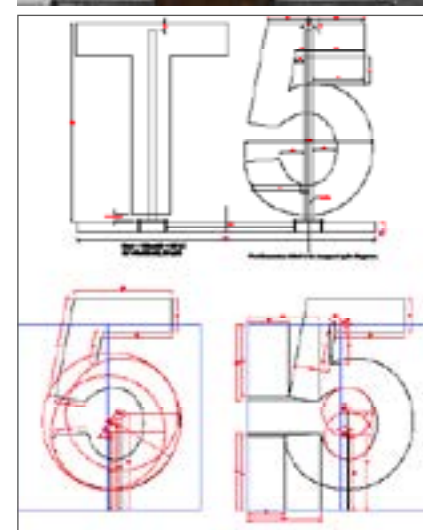
Heres' a comment from the company that commissioned us to produce display letters for the Edinburgh Fringe :

"You may remember we had you guys do the big blue FRINGE letters in 2018? Great work on those! I can't believe how well made and able to take a beating those things are. They were used again for the full month of August in front of St Giles Cathedral and will continue to be used year after year"



## Airport Christmas display

Created for Heathrow Terminal 5, these giant letters and numerals are fully 2.5m tall and incorporated steel girders in their cores for stability, anchorage and strength. All engineering and design was carried out in house by our professional team of product designers.





# artificial flowers + plants

As professional horticulturists, we always advocate the use of real, living plants wherever is feasible. However, we also know that sometimes its just not possible – not enough light, inaccessible for maintenance, to harsh an environment – there are many reasons.

To this end we offer a select range of replica living walls, specimen plants, hanging baskets, Buxus hedging and even beautiful bespoke floral display pieces, most hand built in our Edinburgh workshops.

Again as professional horticulturists, we know how living plants actually look and so our replica products are the most realistic on the market. We have done tremendous research into longevity and UV stability outdoors and so you can have confidence that our Greenwalls and Buxus hedging will still be looking good years later. We have even designed the fixings and frames so they wont rot and weather unlike so many competitor products that are sold for outdoor use without any thought to how they will last in the longer term. So if has to be artificial, talk to us. We will ensure your project gets the best quality, longest lasts and most realistic replica landscape its possible to buy.





# floral design

Primarily for retail and hospitality, our experienced florists team up with our skilled craftsmen to offer a complete solution to bespoke floral displays for any size. Often built around entrances, these stunning displays can incorporate many features to fully develop a theme. In the example opposite, we created a map of Scotland in a blue floral 'sea' with the outline of a bottle of Johnnie Walker whisky moulded from translucent fibreglass to light up at night. These displays are built on panels and can be palletised for delivery to any European location for easy installation by any competent handyperson. We also offer the same bespoke floral service for interiors so the theme can be carried through to the indoors.





# green walls

Taking replica greenwalls to the next level, Livinggreen offer solutions for every space, large or small, indoor or exterior. Our Feature Greenwall is a panel system that can also include logos, pictures and other architectural shapes and features. 'Freewall' gives you the option of a fully mobile greenwall that can be used as space dividers and logo/message boards. Take a look at our website for complete information where you can download our Feature Wall brochure.



# greenwalls frame + mesh

Our Greenwalls are famed for their real feel, for creating a vertical garden that even experienced horticulturists have to look at twice to tell its not live. Each wall is created for individual clients and can feature highlight planting such as more colour, flowering or long trails. A wall can be built in different ways – either using our 8 standard panels as shown below, or where appropriate for the space, bespoke panels of larger size or different shapes can easily be produced to order. We can also build the same Greenwall on mesh frames and almost any size which are great for large areas and particularly for exterior Greenwalls. These can easily be screwed onto the wall and trimmed on site for a perfect fit.

1000 x 1000

1000 x 500

500 x 500


1000 x 250

500 x 250

500 x 1000

250 x 500

250 x 1000



Available standard sizes  
L x H (mm)

- 500 x 250
- 250 x 500
- 500 x 500
- 1000 x 250
- 250 x 1000
- 1000 x 500
- 500 x 1000
- 1000 x 1000

greenwall mesh -  
no frame, bespoke, any shape, no  
waste, easy to  
install, economical and  
available in any size.

An interior Greenwall might be framed with other panels from our natural or nature range or a bespoke frame can be supplied on request.

An interior or exterior Greenwall might be constructed on a light mesh support with or without a frame.





# exterior green walls



# exterior green walls







# buxus hedging

Beautifully constructed replica Buxus hedging made using only composite frames and stainless steel pins for unbeatable longevity.





# buxus hedging

Our hedges can be manufactured in any height, width or length and to fit any planter, including curved and are suitable for both outdoor and indoor use.

Order pre-fitted to planters and have the whole job delivered to site for final placement. UV resistant, weather resistant, removable for repair off site. They can be supplied in lengths for seamless joining to make runs of any length.



low hedge / high planter



medium hedge / medium planter



high hedge / low planter



Curved Buxus



curved planter with hedge



# buxus hedging

For interior use we also recommend our unique fibreglass frames, but where cost is an issue we are happy to also construct your hedges on painted Sterling board frames in the traditional way.

We do not offer these for use outdoors however as we cannot provide any guarantee regarding their suitability for anything other than temporary installations

## Standard Sizes    Bespoke sizes on request

L x W x H (mm)





# water features

We can manufacture a huge range of water features, both fountains and deck-ponds, in addition to the standard products shown opposite. Please call to discuss your requirements. Photos and project credited to © SEMPLE BEGG.



# water features

Photos and project credited to © SEMPLE BEGG.





# water features






# water features




### Colours + Finishes

BS4800 and RAL Classic: Full colour range in polished gloss, satin, matt and textured matt finishes.  
Standard colours: All finishes.  
Polished Metallics: All finishes.  
Textured Metallics: All finishes.  
Natural: All finishes.







Code			
water bowl			
WATBO01	350 x 150		300mm
WATBO02	590 x 240		500mm
WATBO03	780 x 350		740mm
WATBO04	1200 x 500		1080mm



Code			
water sphere			
WATSP01	350 x 290		220mm
WATSP02	590 x 470		300mm
WATSP03	780 x 680		450mm
WATSP04	1200 x 990		700mm

The opening diameter can be varied in size from no opening (sufficient for the fountain head) to the maximum achievable by slicing down from the top on request.



Code				
deck pond / seat				
DECKP01	1500 x 800 x 450mm			500 x 600mm
DECKP02	2000 x 800 x 450mm			1000 x 600mm
DECKP03	2400 x 1400 x 450mm			1400 x 600mm
suitable for seating				
DECKP01	4 persons			
DECKP02	4 persons			
DECKP03	10 persons			







# lighting





LED lighting can be added to many of our planter ranges and supplied with fitments suitable for either interior or exterior use. Choose from the standard range or design your own and let our in house product designers bring your ideas brilliantly to life.










## Colours + Finishes

BS4800 and RAL Classic: Full colour range in polished gloss, satin, matt and textured matt finishes.  
Standard colours: All finishes.  
Polished Metallics: All finishes.  
Textured Metallics: All finishes.  
Natural: All finishes.

Code	  	
kubik LED		
KULED01	420 x 420 x 800mm	TWC4
KULED02	500 x 500 x 950mm	TWC6+

Code	  	
barrier LED		
BARRLED01	900 x 300 x 900mm	TMS8

Code	 	
maxi flare LED		
MAXFLALED01	400 x 1200mm	TWC3
MAXFLALED02	400 x 1500mm	TWC3

Code	  	
float LED		
FLOLED01	600 x 600 x 300mm	TMS8



# planter furniture

As the UK's leading manufacturer of planters for commercial landscape use, we are delighted to bring together our complimentary range of planter furniture into a new catalogue to help our customers maximise their sales opportunities.

Like the Livinggreen Design planter ranges, our furniture is all manufactured by us, here in the UK, using Fibreglass as the structural material. This ensures the units are both lightweight, and so ideal for roof garden and terraces, but also immensely strong and therefore suitable for the most demanding exterior & interior spaces. Variations of our Fibreglass formulation is used in the manufacture of everything from wind turbines to commercial jet liners so you can have every confidence in specifying our furniture range in any and every situation.

Our vast selection of paint and natural finishes, including replica stone and metals such as our fabulous Corten Steel effect which is literally indistinguishable from the real material, are available for every range. These can be teamed with the most appropriate seating options including a variety of hardwoods, outdoor cushions, indoor cushions or just plain hardwearing fibreglass.

In addition to well-developed standard ranges, we are specialists in Bespoke manufacture and can take a basic idea from sketch to production drawing and finished product within weeks.





# terraces

## designer - derek hodgson

Derek Hodgson is a Scottish product designer. After graduating from the Royal College of Art, he established Derek Hodgson Associates in 1980.

His studio has been based in Bath, London, Paris and Edinburgh.


Spanning nearly four decades, the business has worked with UK and International manufacturers, designing products for the office interior, museums, public furniture, transport and signage markets. Clients include, Transport for London, RATP (Paris Transport), British Rail, BAA, National Museums of Scotland, Herman Miller, Kinnarps, Macemain + Amstad and Sign Systems International.

The TERRACES range of planter furniture is a recent collaboration with Livinggreen Design. Introduced in 2013, TERRACES is now expanding to offer a comprehensive modular furniture solution for architects, designers and landscapers working both internally and externally.



terraces 1

terraces 2





# terraces 1

Terraces is an exciting new collection of planter, seat and table products that form an integrated approach to landscape design. The range offers the flexible tools that, together with informed planting, help define space and movement and inspire the design of high quality environments within a wide range of public and commercial projects.



Any of the Terraces components can be used singularly, they are designed to be combined together to provide integrated layouts featuring planters, seats and tables of varying size and height. The name 'Terraces' refers to its unique capacity for creating tiers of planting, but equally it can be used for simple planting and seating arrangements on the same plane.





# terraces 1

## 36° planter



36TERP01



36TERP02



36TERP03



36TERP04



36TERP05

## 72° planter



72TERP01



72TERP02



72TERP03



72TERP04



72TERP05

## 360° planter



360TER900P01



360TER900P02



360TER900P03



360TER900P04

360TER900P05



360TER1200P01



360TER1500P01

### Colours + Finishes

BS4800 and RAL Classic: Full colour range in polished gloss, satin, matt and textured matt finishes.  
Standard colours: All finishes.  
Polished Metallics: All finishes.  
Textured Metallics: All finishes.  
Natural: All finishes.  
Premium Stone: All finishes.

### terraces 36°

Code			
Planter			
36TERP01	770 x 500 x 425	550 x 330mm	
36TERP02	770 x 500 x 575	550 x 330mm	
36TERP03	770 x 500 x 725	550 x 330mm	
36TERP04	770 x 500 x 875	550 x 330mm	
36TERP05	770 x 500 x 1025	550 x 330mm	

### terraces 72°

72TERP01	1450 x 640 x 425	1200 x 330mm
72TERP02	1450 x 640 x 575	1200 x 330mm
72TERP03	1450 x 640 x 725	1200 x 330mm
72TERP04	1450 x 640 x 875	1200 x 330mm
72TERP05	1450 x 640 x 1025	1200 x 330mm

### terraces 360°

Code				
Planter				
360TER900P01	900 x 425	600mm		
360TER900P02	900 x 575	600mm		
360TER900P03	900 x 725	600mm		
360TER900P04	900 x 875	600mm		
360TER900P05	900 x 1025	600mm		
360TER1200P01	1200 x 425	900mm		
360TER1500P01	1500 x 1200	1380mm		




# terraces 1

## 36° table



## 72° table



# 360° table



### Colours + Finishes

BS4800 and RAL Classic: Full colour range in polished gloss, satin, matt and textured matt finishes.  
Standard colours: All finishes.  
Polished Metallics: All finishes.  
Textured Metallics: All finishes.  
Natural: All finishes.  
Premium Stone: All finishes.

### terraces 36°

Code

Table	
36TERT01	770 x 500 x 425
36TERT02	770 x 500 x 575
36TERT03	770 x 500 x 725
36TERT04	770 x 500 x 875
36TERT05	770 x 500 x 1025

### terraces 72°

Table	
72TERT01	1450 x 640 x 425
72TERT02	1450 x 640 x 575
72TERT03	1450 x 640 x 725
72TERT04	1450 x 640 x 875
72TERT05	1450 x 640 x 1025

### terraces 360°

Code

Table	
360TER900T01	900 x 425
360TER900T02	900 x 575
360TER900T03	900 x 725
360TER900T04	900 x 875
360TER900T05	900 x 1025
360TER1200T01	1200 x 425
360TER1500T01	1500 x 1200

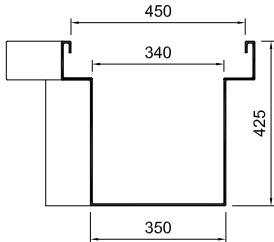
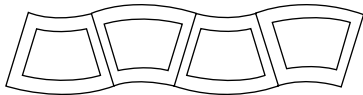


# terraces 1

## 36° seat



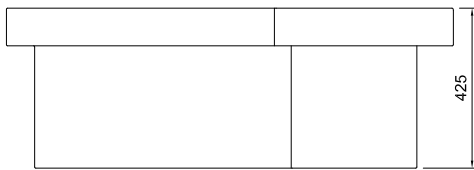
36TERS01



## 72° seat



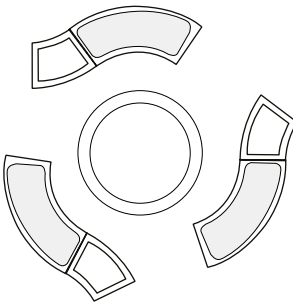
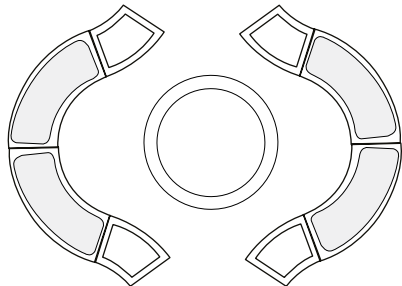
72TERS01



## 360° seat



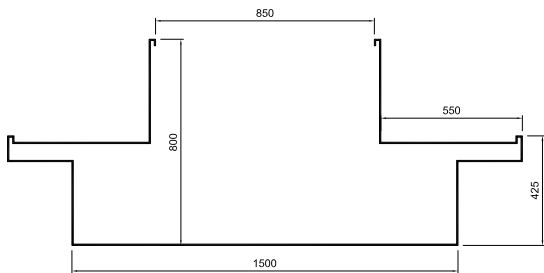
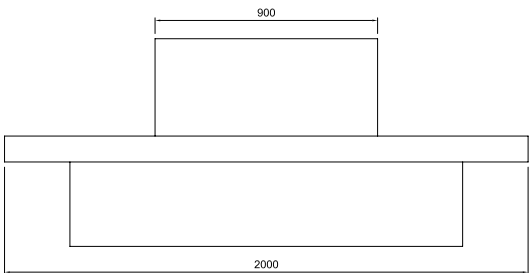
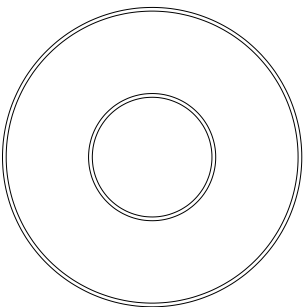
360TER1200S01




TERRACES 36° planters x 4  
TERRACES 72° seats x 4  
TERRACES 360° 1200mm seat x 1

TERRACES 36° planters x 3  
TERRACES 72° seats x 3  
TERRACES 360° 1200mm seat x 1


## 720° seat



## 720° seat



720TER1500S01



720TER1500ST01



720TER1500STT01



720TER2000S01




720TER2000ST01



720TER2000STT01

### Colours + Finishes

BS4800 and RAL Classic: Full colour range in polished gloss, satin, matt and textured matt finishes.  
Standard colours: All finishes.  
Polished Metallics: All finishes.  
Textured Metallics: All finishes.  
Natural: All finishes.  
Premium Stone: All finishes.




Iroko  
Interior or exterior



Faux leather  
Interior



Fabric  
Interior or exterior



Fibreglass  
Interior or exterior

### terraces 36°

Code



Seat

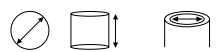
36TERS01 770 x 500 x 425

### terraces 72°

72TERS01 1450 x 640 x 425mm

### terraces 360°

Code



Planter

360TER1200S01 1200 x 425mm

### terraces 720°

Terraces 720 1500

720TER1500S01 1500 x 425 x 610mm

720TER1500ST01 1500 x 425 x 610mm

720TER1500STT01 1500 x 425 x 610mm

Terraces 720 2000

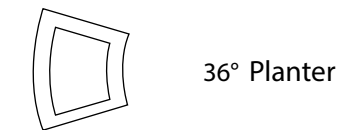
720TER2000S01 2000 x 425 x 860mm

720TER2000ST01 2000 x 425 x 860mm

720TER2000STT01 2000 x 425 x 860mm



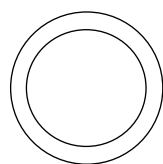
# modular options



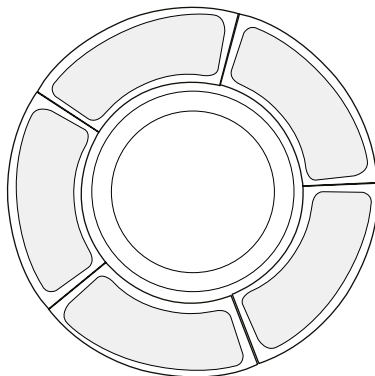
36° Planter



72° Planter



360° Planter




TERRACES 72°  
seats x 5  
TERRACES 360°  
2000 mm planter x 1



36° Table



72° Table



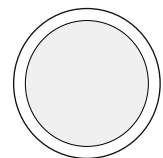
360° Table



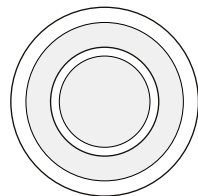
36° Seating



72° Seating



360° Seating



720° Seating



terraces 2



# terraces 2

The original design of Terraces (Terraces 1) was based on curves and circles to create layouts that can work independently from the surrounding architecture. However, experience has shown that the addition of rectilinear forms can open up more efficient space utilisation, for example, within corners and along walkway locations. This allows Terraces to be used in smaller restricted spaces, but also to create continuous runs of planting/seating when placed together that are suitable for much larger spaces. The new collection also includes curved units that can be used to surround both circular and square columns, as well as large tree planter ‘islands’ that can be created by placing a number of special modules together.



## Colours + Finishes

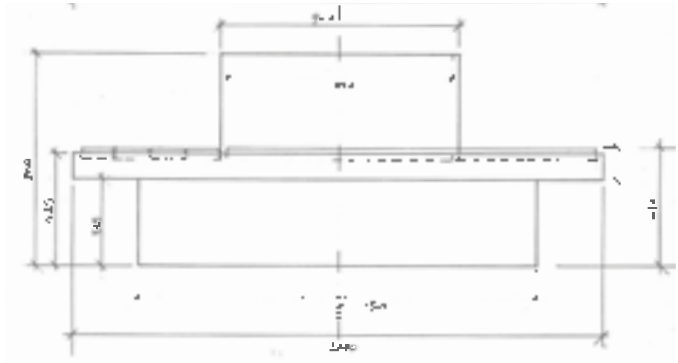
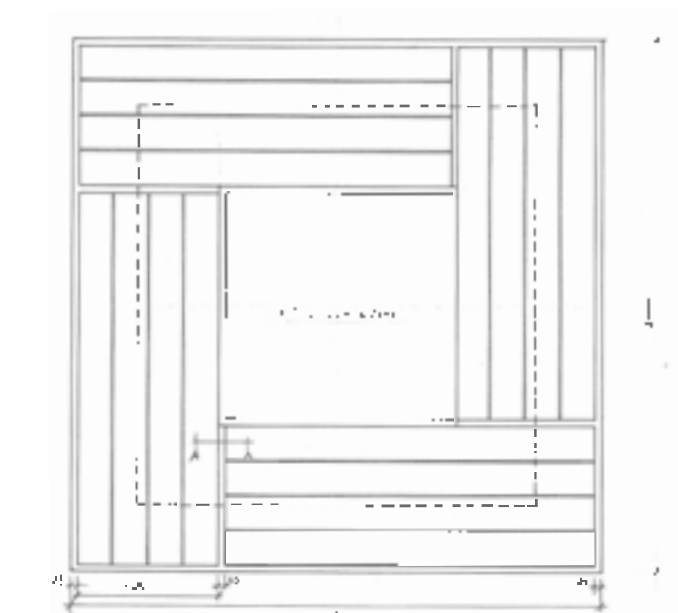
BS4800 and RAL Classic: Full colour range in polished gloss, satin, matt and textured matt finishes.  
Standard colours: All finishes.  
Polished Metallics: All finishes.  
Textured Metallics: All finishes.  
Natural: All finishes.  
Premium Stone: All finishes.

## seat options



## Code

TER2SPA01	2000 x 2000 x 450mm	850 x 850mm	800mm	
TER2SPB02	2000 x 1450 x 450mm	850 x 850mm	800mm	
TER2SPC03	1450 x 1450 x 450mm	850 x 850mm	800mm	
TER2SD01	1450 x 500 x 450mm	1400 x 450mm		
TER2SE02	975 x 500 x 450mm	925 x 450mm		
TER2SF03	500 x 500 x 450mm	450 x 450mm		
TER2SG04	1450 x 975 x 450mm	1400 x 450mm		
TER2SH05	1450 x 1450 x 450mm	1400 x 450mm		
TER2SJ06	900 x 900 x 450mm	850 x 850mm		



## modular options



2 x TER2SPB02



2 x TER2SPC03



4 x TER2SPC03



# terraces 2

## planter



TER2PD01



TER2PK07



TER2PE02



TER2PL08



TER2PF03



TER2PM09



TER2SPG04 SEAT + PLANTER



TER2PN10



TER2PI05



TER2PO11



TER2PJ06



TER2POO12

### Colours + Finishes

BS4800 and RAL Classic: Full colour range in polished gloss, satin, matt and textured matt finishes.  
Standard colours: All finishes.  
Polished Metallics: All finishes.  
Textured Metallics: All finishes.  
Natural: All finishes.  
Premium Stone: All finishes.

Code		
TER2PD01	1450 x 500 x 425mm	1400 x 450mm
TER2PE02	975 x 500 x 450mm	925 x 450mm
TER2PF03	500 x 500 x 425mm	450 x 450mm
TER2SPG04 s+planter	1450 x 975 x 425mm	1400 x 450mm
TER2PG04 2xplanter	1450 x 975 x 425mm	1400 x 450mm
TER2PI05	900 x 900 x 725mm	850 x 850mm
TER2PJ06	900 x 900 x 425mm	850 x 850mm
TER2PK07	1000 x 1000/500x 575	850 x 450mm
TER2PL08	1000 x 1000/500x425mm	850 x 450mm
TER2PM09	1000 x 1000/500x 575mm	850 x 450mm
TER2PN10	1000 x 1000/500x425mm	850 x 450mm
TER2PO11	1000 x 500 x 500mm	850 x 450mm
TER2POO12	1000 x 500 x 500mm	850 x 450mm

Planting dimensions lip to lip, smaller at base

# terraces 2

## table



TER2TD01



TER2TK07



TER2TE02



TER2TL08



TER2TF03



TER2TM09



TER2TI05



TER2TN10



TER2TO11




TER2TJ06



TER2TOO12

### Colours + Finishes

BS4800 and RAL Classic: Full colour range in polished gloss, satin, matt and textured matt finishes.  
Standard colours: All finishes.  
Polished Metallics: All finishes.  
Textured Metallics: All finishes.  
Natural: All finishes.  
Premium Stone: All finishes.

Code	
TER2TD01	1450 x 500 x 425mm
TER2TE02	975 x 500 x 425mm
TER2TF03	500 x 500 x 425mm
TER2TI05	900 x 900 x 725mm
TER2TJ06	900 x 900 x 425mm
TER2TK07	1000 x 1000/500 x 575mm
TER2TL08	1000 x 1000/500 x 425mm
TER2TM09	1000 x 1000/ 500 x 575mm
TER2TN10	1000 x 1000/500 x 425mm
TER2TO11	1000 x 500 x 425mm
TER2TOO12	1000 x 500 x 425mm



# terraces 2

## seating



TER2SPA01



TER2SPB02



TER2SPC03



TER2SD01



TER2SE02



TER2SF03



TER2SG04



TER2SH05



TER2SJ06



2 X TER2SG04 + TER2TD01



3 X TER2SPG04




3 X TER2SPG04



3 X TER2SH05 + 2 X TER2PD01






2 x TER2PN10 + 2 x TER2TN10



4 x TER2PN10







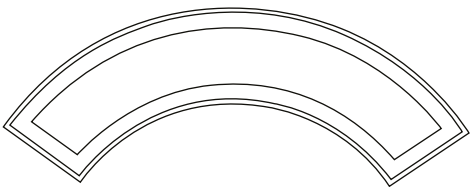


# rhumba

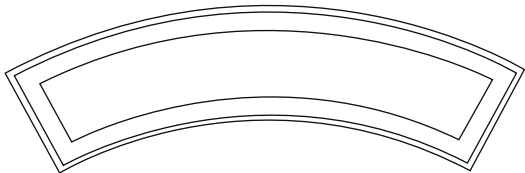
Originally conceived for a shopping mall in the south of France, Rhumba is a collection of differently contoured modules that can be put together to form an amazing variety of undulating shapes. Each module can be specified as either a bench or a planter and uniquely, individual units can be bolted together and to the floor, to create enclosed planting beds in the centre. Each unit is on a recessed plinth for ease of adding Led strip lighting if required. Seats can be specified in iroko, indoor or exterior grade fabric cushions or as weatherproof hardwearing fibreglass.




# rhumba planter



RHUMP01



RHUMP02



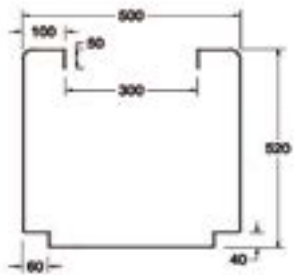
RHUMP03



RHUMP04/05/06

### Colours + Finishes

BS4800 and RAL Classic: Full colour range in polished gloss, satin, matt and textured matt finishes.  
Standard colours: All finishes.  
Polished Metallics: All finishes.  
Textured Metallics: All finishes.  
Natural: All finishes.  
Premium Stone: All finishes.

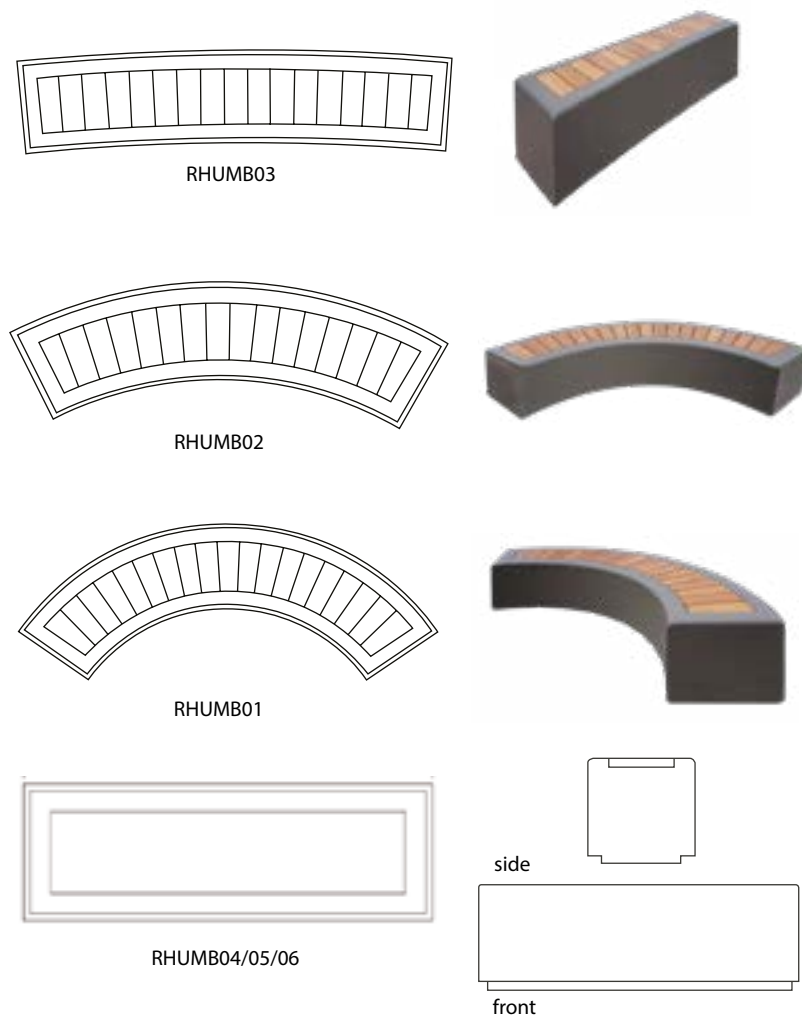


Code				
RHUMP01	2439/1620 x 500 x 520	300mm wide		
RHUMP02	2241/1765 x 500 x 520	300mm wide		
RHUMP03	2367/2275 x 500 x 520	300mm wide		
RHUMP04	1000 x 500 x 520	300mm wide		
RHUMP05	1200 x 500 x 520	300mm wide		
RHUMP06	1500 x 500 x 520	300mm wide		






# rhumba bench






## Colours + Finishes

BS4800 and RAL Classic: Full colour range in polished gloss, satin, matt and textured matt finishes.  
Standard colours: All finishes.  
Polished Metallics: All finishes.  
Textured Metallics: All finishes.  
Polished Pearlescents: All finishes.  
Polished Stardust: All finishes.  
Natural: All finishes.  
Dapple: All finishes.  
Premium Stone: All finishes.  
See page 63 for all colour and finish options.

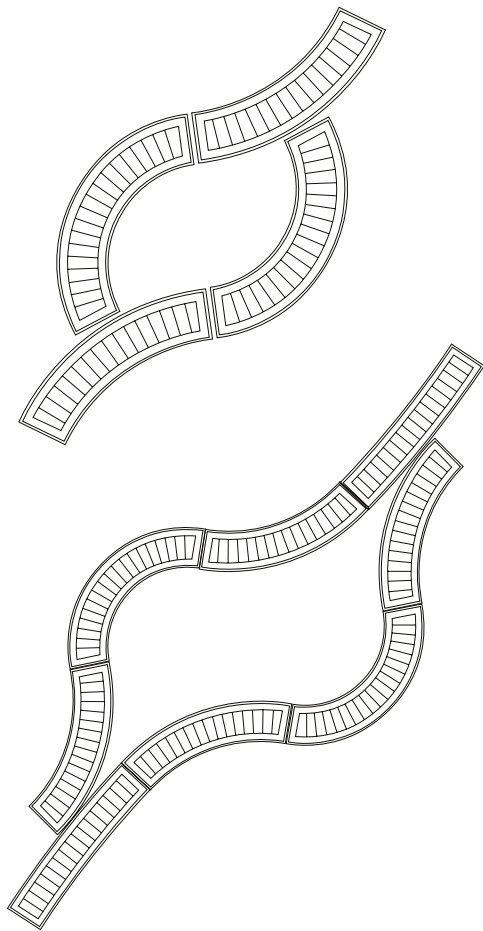


## Code

	  
RHUMB01	2439/1620 x 500 x 520
RHUMB02	2241/1765 x 500 x 520
RHUMB03	2367/2275 x 500 x 520
RHUMB04	1000 x 500 x 520
RHUMB05	1200 x 500 x 520
RHUMB06	1500 x 500 x 520



# seating options





# barrier seating classic + float

In their CLASSIC form with solid fibreglass seats, between 1 and 10 people can be accommodated, with the larger units able to accept specimen trees.

Adding to this range, the FLOAT seat, offers a floating effect, square sided option.




A great compliment to our very popular Barrier and Cube ranges. These stand-alone planter seats are the perfect cost effective solution for many commercial and private landscape schemes.

Different widths and lengths available seating from 1-10 seats.



Thanks to our friends and neighbours Stewart Brewing, for modeling their beer for this photo !



### Colours + Finishes

BS4800 and RAL Classic: Full colour range in polished gloss, satin, matt and textured matt finishes.

Standard colours: All finishes.

Polished Metallics: All finishes.


Textured Metallics: All finishes.

Natural: All finishes.

Premium Stone: All finishes.

### barrier seating classic


Code				
RECBEN01	1 person	1000 x 400 x 450	400x240mm	
RECBEN02	2 people	1200 x 400 x 450	400x240mm	
RECBEN03	4 people	1500 x 800 x 450	500x600mm	
RECBEN04	4 people	2000 x 800 x 450	1000x600mm	
RECBENEH04 high		2000 x 800 x 450/900	960x560mm	
RECBEN05	10 people	2400 x 1400 x 450	1400x600mm	
RECBENEH05 high		2400 x 1400 x 450/900	1360x560mm	



### barrier seating float

Code				
FLOA04S*		1200 x 1200 x 450	600 x 600mm	

\*FLOA04S is designed to be used as a seat planter. Please note the standard float series are not sufficiently strengthened to be used as seating planters.



### barrier seating lux with iroko seating


Code				
BARRLUXS01	1 person	400 x 400 x 450		
BARRLUXS02	2 people	1000 x 400 x 450		
BARRLUXS03	3 people	1200 x 400 x 450		

Bespoke sizes available to order, please ask for a quotation





# barrier seating lux

The new LUX seating modules provide a very cost efficient solution to bespoke seating arrangements. As well as the basic sizes shown, LUX bespoke modules can be created to allow an exact fit in any space and teamed with barriers to provide backrests if required. Curved units are also possible and all can be made to incorporate lighting, power points and loudspeakers.



# barrier lux storage


New Barrier Lux Storage features a removable lid creating a waterproof storage space under the seat. Bespoke sizes to order - call for more details








# solar



Classic full fibreglass island seating with an offset planter



### Colours + Finishes

BS4800 and RAL Classic: Full colour range in polished gloss, satin, matt and textured matt finishes.  
Standard colours: All finishes.  
Polished Metallics: All finishes.  
Textured Metallics: All finishes.  
Natural: All finishes.  
Premium Stone: All finishes.

Code	  
SOLAR01	1200 x 450/600mm
SOLAR02	1500 x 450/750mm
SOLAR03	1800 x 450/900mm
SOLAR04	2000 x 450/1000mm






# snapback seat

Created for RHS Chelsea Flower Show. These versatile planter seats are ideal for both interior and exterior use, seating up to 5 people.



### Colours + Finishes

BS4800 and RAL Classic: Full colour range in polished gloss, satin, matt and textured matt finishes.  
Standard colours: All finishes.  
Polished Metallics: All finishes.  
Textured Metallics: All finishes.  
Natural: All finishes.  
Premium Stone: All finishes.

Code	  
SNAPS01	2/3 pl 1290 x 450mm 690mm
SNAPS02	4/5 pl 1818 x 450mm 1191mm

Please note in order to take advantage of this seating capacity, snapback seats should be bolted to the floor for stability.






# easter island cube

Easter island cube, modular and sculptural like the rest of the collection, allows for increased planting and seating. Part of a larger range in the main brochure.



EASILB04



EASILB03

### Colours + Finishes

BS4800 and RAL Classic: Full colour range in polished gloss, satin, matt and textured matt finishes.  
Standard colours: All finishes.  
Polished Metallics: All finishes.  
Textured Metallics: All finishes.  
Natural: All finishes.  
Premium Stone: All finishes


Supplied with topmost area in planter form and lower area as shelf or bench as standard. Please specify at time of ordering for variations from this layout



EASIL04



Code			
EASILB03	900 x 600 x 900	650 x 510mm	
	with bench seat at 450mm ht		
EASIL04	900 x 900 x 900	650 x 810mm	
	with shelf at 675mm ht		
EASILB04	900 x 900 x 900	650 x 810mm	
	with bench seat at 450mm ht		



# cabinets

Bespoke Outdoor storage cabinets in Corten Finish.  
Any size of cabinet can be made to order, all fully waterproof, with locks if required.  
Please contact us for a quote





# panel



Designed for the creation of large scale planter beds where not having a base is either not problematic or actually a desirable feature, our Panel range is the ultimate flexible solution.

Great for use on green roofs or on bare soil, we manufacture a range of panel sizes and shapes that can be bolted together to form beds of practically any size or shape.

- A small range of what is available is listed opposite – however any angle, curve, or height can be specified.
- Send us your outline sketch and we will specify exactly the parts that are needed to achieve the size, shape and height required.
- Any finish is available including Corten Steel and Premium Stone as well as every colour in matt or gloss paint to give the exact appearance of powder coated steel.
- As the Panel range is supplied in modular form delivery costs are much lower than for comparable planters.






# panel



## Colours + Finishes


BS4800 and RAL Classic: Full colour range in polished gloss, satin, matt and textured matt finishes.  
Standard colours: All finishes.  
Polished Metallics: All finishes.  
Textured Metallics: All finishes.  
Natural: All finishes.  
Premium Stone: All finishes.

Code	  
PANEL01	1000 x 75 x 400mm
PANEL02	1000 x 75 x 500mm
PANEL03	1000 x 75 x 600mm
PANEL04	1500 x 75 x 400mm
PANEL05	1500 x 75 x 500mm
PANEL06	1500 x 75 x 600mm
PANEL07	2000 x 75 x 400mm
PANEL08	2000 x 75 x 500mm
PANEL09	2000 x 75 x 600mm
Curved	
PANCUR01	R200 X 75 x 400mm
PANCUR02	R200 X 75 x 500mm
PANCUR03	R200 X 75 x 600mm
PANCUR04	R500 X 75 x 400mm
PANCUR05	R500 X 75 x 500mm
PANCUR06	R500 X 75 x 600mm
Angle	
PANANG01	70 / 200 x 75 x 400mm
PANANG02	70 / 200 x 75 x 500mm
PANANG03	70 / 200 x 75 x 600mm
PANANG04	90 / 200 x 75 x 400mm
PANANG05	90 / 200 x 75 x 500mm
PANANG06	90 / 200 x 75 x 600mm
PANANG07	135 / 200 x 75 x 400mm
PANANG08	135 / 200 x 75 x 500mm
PANANG09	135 / 200 x 75 x 600mm



# panel

Some examples of the planter bed shapes possible using Panel components

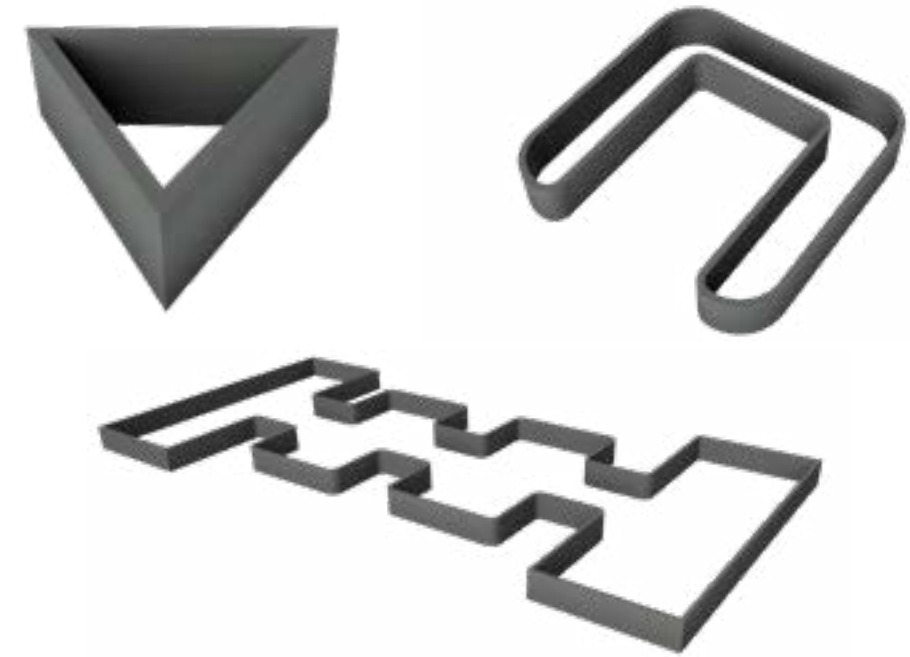


Building the bed in the workshop



# panel

Some examples of the planter bed shapes possible using Panel components



The bed installed on site







planters



# cityscape planters

Designed for the urban environment, the Cityscape planter range is perfect for use in streetscapes, roof gardens and atriums. Clean contemporary designs are paired with modern advanced composite construction and state of the art finishing. The results are beautiful, practical landscape enhancing structures that have the look and feel of solid stone, concrete and metal, but at a fraction of the weight and cost. Genuinely indistinguishable from the real thing, these are planters built to survive the most demanding environments as standard and can be returned to the factory at any time for full reconditioning to an as new standard.



Finishes








# cityscape - gair



### Colours + Finishes

BS4800 and RAL Classic: Full colour range in polished gloss, satin, matt and textured matt finishes.  
Standard colours: All finishes.  
Polished Metallics: All finishes.  
Textured Metallics: All finishes.  
Natural: All finishes. ( Not recommended for seats)  
Premium Stone: All finishes.

Code	 	
GAIR01	500/255 x 500	420mm
GAIR02	750/380 x 750	644mm
GAIR03	1000/511 x 1000	895mm
GAIR04	1200/613 x 1200	1000mm
GAIR05	1500/913 x 1200	1355mm

EARTHENWARE, CONCRETE AND AGED LEAD FINISHES






# cityscape - tulla



### Colours + Finishes

BS4800 and RAL Classic: Full colour range in polished gloss, satin, matt and textured matt finishes.  
Standard colours: All finishes.  
Polished Metallics: All finishes.  
Textured Metallics: All finishes.  
Natural: All finishes. ( Not recommended for seats)  
Premium Stone: All finishes.

Code	 	
TULL01	500/285 x 750	394mm
TULL02	500/280 x 900	394mm
TULL03	550/294 x 1200	445mm
TULL04	650/341 x 1500	545mm





# cityscape - mora



MORA01



MORA02






MORA03



MORA04

## Colours + Finishes

BS4800 and RAL Classic: Full colour range in polished gloss, satin, matt and textured matt finishes.  
Standard colours: All finishes.  
Polished Metallics: All finishes.  
Textured Metallics: All finishes.  
Natural: All finishes. ( Not recommended for seats)  
Premium Stone: All finishes.

Code	 	
MORA01	900/519 x 380	686mm
MORA02	1200/692 x 480	921mm
MORA03	1500/865 x 550	1150mm
MORA04	1800/1038 x 650	1385mm





# spirit

Express yourself with this unbeatable range of top quality but price competitive planters that are designed to complement each other. Each collection features trademark Spirit styling cues – curved corners, the same angle of taper and wide feature lips. Mix and match across the range and free your design Spirit.

The answer to smoking areas and waste disposal - NEW Ashaway and Trashaway. Now available in different shapes, with and without ashtrays and as planter recycling bins.





# kubik + kubik lite

The ubiquitous classic. Use it everywhere.



# kubik + kubik lite

### Colours + Finishes





BS4800 and RAL Classic: Full colour range in polished gloss, satin, matt and textured matt finishes.  
Standard colours: All finishes.  
Polished Metallics: All finishes.  
Textured Metallics: All finishes.  
Natural: All finishes.



kubik



kubik lite

Code	  	
KUDT1	230 x 230 x 250mm	TMS1
KU1	340 x 340 x 600mm	TWC3
KU2	420 x 420 x 800mm	TWC4
KU3	500 x 500 x 950mm	TWC6+
KU4	550 x 550 x 1200mm	TWC6+
Code		
KULT1	300 x 300 x 545	TWC2
KULT2	385 x 385 x 720	TWC3

Now available with removable drop in liners for both soil and hydroculture use.





# cylik

Fluted vase complement to Cirkik. Now available as a 1.5m tall feature vase and with removable hidden planting inserts for soil or hydro planting, and with optional irrigation or water meters to suit.



# cylik






cylik



cylik lite

### Colours + Finishes

BS4800 and RAL Classic: Full colour range in polished gloss, satin, matt and textured matt finishes.  
Standard colours: All finishes.  
Polished Metallics: All finishes.  
Textured Metallics: All finishes.  
Natural: All finishes.

Code	 	
CYL1	340 x 600mm	TWC3
CYL2	420 x 800mm	TWC4
CYL3	500 x 950mm	TWC6+
CYL4	550 x 1200mm	TWC6+
CYL5	560 x 1500mm	TWC6+

Code		
CYLT1	300 x 545	TWC2
CYLT2	385 x 720	TWC3

Now available with removable drop in liners for both soil and hydroculture use.





# cirkik

Modern, clean and curvaceous. Desk top to tree planter.



# cirkik

### Colours + Finishes

BS4800 and RAL Classic: Full colour range in polished gloss, satin, matt and textured matt finishes.  
Standard colours: All finishes.  
Polished Metallics: All finishes.  
Textured Metallics: All finishes.  
Natural: All finishes.



Code		
CIR1	235 x 200mm	TMS1
CIR2	420 x 420mm	TWC4
CIR3	520 x 500mm	TWC6
CIR4	620 x 580mm	TWC8
CIR5	720 x 680mm	TWC10
CIR6	900 x 850mm	TWC12





# quadik

Quirky and unconventional with bold rounded corners.







# quadik

### Colours + Finishes

BS4800 and RAL Classic: Full colour range in polished gloss, satin, matt and textured matt finishes.  
Standard colours: All finishes.  
Polished Metallics: All finishes.  
Textured Metallics: All finishes.  
Natural: All finishes.



Code	  	
QUAD1	235 x 235 x 200mm	TMS1
QUAD2	420 x 420 x 420mm	TWC4
QUAD3	480 x 480 x 480mm	TWC6
QUAD4	600 x 600 x 580mm	TWC8
QUAD5	700 x 700 x 700mm	TWC10
QUAD6	900 x 900 x 900mm	TWC12









# trashaway

The all new Trashaway features our unique easy to service ashtray plus a large capacity hidden bin accessed through optional side or rear doors so the units can be positioned against walls if required with no loss of serviceability. The large bin slot in the front can be coloured for recycling purposes and the units supplied with appropriate recycling logos on request. Trashaways can be supplied without the ashtray for indoor use, and in a range of sizes making this the perfect all round decorative planter/bin combination.



### Colours + Finishes

BS4800 and RAL Classic: Full colour range in polished gloss, satin, matt and textured matt finishes.  
Standard colours: All finishes.  
Polished Metallics: All finishes.  
Textured Metallics: All finishes.  
Natural: All finishes.

Code	  	
TRAWY01	400 x 400 x 900mm	TWC4
ASHTR01	Additional ashtray	



# ashaway





# ashaway

The newly expanded Ashaway range still features our unique universal key ashtray, with easy empty and clean features, plus a Class 1 rated Fire retardant body shell. The classic Kubik style is now joined by Towers, Flares and Barriers, perfect for use in beer gardens and outdoor restaurant spaces.



# ashaway

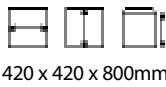
## Colours + Finishes

BS4800 and RAL Classic: Full colour range in polished gloss, satin, matt and textured matt finishes.  
Standard colours: All finishes.  
Polished Metallics: All finishes.  
Textured Metallics: All finishes.  
Natural: All finishes.

### kubik

Code

ASHPL01



ASHTR01

Additional ashtray

### tower

Code

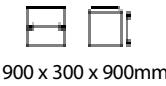
ASHPL02



### barrier

Code

ASHPL03



ASHTR01

Additional ashtray available as 2 ashtray option

### flare

Code

ASHPL04





A collection of contemporary designs, each with a different personality to individualise and define. Perfect as a showcase for pearlescent and stardust finishes but also in bold bright colours.



avant-garde



# blob

A signature Livinggreen Design range, the organic forms of our Blob planters have found fans across continents. Suitable for use in every built environment, the range has been extended to encompass desk and cabinet top sizes plus two units perfect for smaller specimen plants. Complimenting the planters is a selection of four different sized Blob seats and benches which can be used on their own or teamed with the larger tree planters. All Blob planters are available in our new Premium Stone which further adds to the desirability of this superb design.



# blob planters



### Colours + Finishes

BS4800 and RAL Classic: Full colour range in polished gloss, satin, matt and textured matt finishes.  
Standard colours: All finishes.  
Polished Metallics: All finishes.  
Textured Metallics: All finishes.  
Natural: All finishes. ( Not recommended for seats)  
Premium Stone: All finishes.

Code				
BLOBDT01	200 x 173 x 155		122 x 120mm	N/A
BLOBDT02	346 x 298 x 266		215 x 210mm	N/A
BLOB00	450 x 388 x 347		280 x 275mm	TWC2
BLOB01	650 x 560 x 500		445 x 420mm	TWC8
BLOB02	975 x 840 x 750		600 x 570mm	TCN6x2
BLOB03	1100 x 950 x 850		700 x 640mm	TCN6x3
BLOB04	1540 x 1330 x 1190		1000 x 960mm	TCN9x2
BLOB05	800 x 690 x 618		475 x 470mm	TWC6





# blob seating

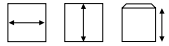
Blob seating units feature a smooth fibreglass seat which can also be used as a table. The largest benches will seat 6 -7 people.



### Colours + Finishes

BS4800 and RAL Classic: Full colour range in polished gloss, satin, matt and textured matt finishes.  
Standard colours: All finishes.  
Polished Metallics: All finishes.  
Textured Metallics: All finishes.  
Natural: All finishes.  
Premium Stone: All finishes.

### Code

	
BLOBB01	915/437 x 780 x 450mm
BLOBB02	1100/495 x 918 x 450mm
BLOBB03	1544/693 x 1330 x 450mm
BLOBB04	714/360 x 603 x 450mm





# bill





Our interpretation of the classic flowerpot. Features wide, straight sided rims.



# bill

### Colours + Finishes

BS4800 and RAL Classic: Full colour range in polished gloss, satin, matt and textured matt finishes.  
Standard colours: All finishes.  
Polished Metallics: All finishes.  
Textured Metallics: All finishes.  
Natural: All finishes.

Code				
BILL01	400 x 400		310mm	TWC3
BILL02	600 x 600		490mm	TWC6
BILL03	800 x 800		670mm	TWC10
BILL04	1000 x 1000		850mm	ASK
BILL05	1200 x 1200		1050mm	ASK

### tapered tall

BILL06	470 x 800	390mm	TWC3
BILL07	470 x 1000	390mm	TWC4






# ben

Sharply modern with thick rims. Designed for feature plants up to 8m tall. Larger sizes on request.

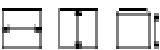



# ben



### Colours + Finishes

B54800 and RAL Classic: Full colour range in polished gloss, satin, matt and textured matt finishes.  
Standard colours: All finishes.  
Polished Metallics: All finishes.  
Textured Metallics: All finishes.  
Natural: All finishes.

Code		
BEN01	400 x 400 x 400mm	TWC3
BEN02	600 x 600 x 600mm	TWC6
BEN03	600 x 600 x 720mm	TWC6
BEN04	800 x 800 x 800mm	TWC10
BEN05	800 x 800 x 960mm	TWC10
BEN06	1000 x 1000 x 1000mm	ASK
BEN07	1000 x 1000 x 1200mm	ASK
BEN08	1200 x 1200 x 1200mm	ASK
tapered tall		
BEN09	470 x 470 x 900mm	TWC4
BEN10	475 x 475 x 1200mm	TWC4
BEN11	480 x 480 x 1500mm	TWC4





# dhow

Inspired by the sculpted curves of ancient Arabian trading boats, dhow planters bring classic modern design to barriers and trough style planters. Bespoke sizes on request.





# dhow

### Colours + Finishes

BS4800 and RAL Classic: Full colour range in polished gloss, satin, matt and textured matt finishes.  
Standard colours: All finishes.  
Polished Metallics: All finishes.  
Textured Metallics: All finishes.  
Natural: All finishes.



Code		
DHOWDT1	500 x 180 x 160mm	TMS1
DHOW1	900 x 300 x 250mm	TMS3
DHOW2	1200 x 400 x 300mm	TMS5
DHOW3	1600 x 400 x 400mm	TMS8

### tall dhow

DHOWDT2	500 x 160 x 235mm	TMS2
DHOW4	1000 x 250 x 425mm	TMS2
DHOW5	1350 x 300 x 580mm	TCS6
DHOW6	1830 x 400 x 775mm	TCS9





# stack





Original layered geometric design on elegant tapered flutes.  
The ever popular design now is now available as barriers, towers and cube style specimen and tree planters.



# stack




### Colours + Finishes




BS4800 and RAL Classic: Full colour range in polished gloss, satin, matt and textured matt finishes.  
Standard colours: All finishes.  
Polished Metallics: All finishes.  
Textured Metallics: All finishes.  
Natural: All finishes.

Code				
STAK01	275 x 275 x 730		200 x 200mm	TMS2
STAK02	350 x 350 x 860		290 x 290mm	TMS4
STAK03	460 x 460 x 1010		380 x 380mm	TMS4

### Code tapered barrier

STAKBA01	1000 x 300 x 900	TMS8
STAKBA02	900 x 300 x 700	TMS8
STAKBA03	900 x 300 x 900	TMS8
STAKBA04	1200 x 450 x 1000	TMS10

Code			
cube			
STAKCU01	400 x 400 x 400		TWC4
STAKCU02	600 x 600 x 600		TWC6
STAKCU03	800 x 800 x 800		TCN6x2
STAKCU04	1000 x 1000 x 1000		TCN6x2

Code			
tower			
STAKTOW01	400 x 400 x 600		TWC4
STAKTOW02	400 x 400 x 800		TWC4
STAKTOW03	400 x 400 x 900		TWC4
STAKTOW04	400 x 400 x 1000		TWC4





# pentik

A stunning reimagining of the classic Pentagon with unequal sides and tapers and featuring a ‘floating’ base. Available as tall planters, specimen and tree planters, barriers, stool, side table, low table and bowl.







# pentik

### Colours + Finishes

BS4800 and RAL Classic: Full colour range in polished gloss, satin, matt and textured matt finishes.  
Standard colours: All finishes.  
Polished Metallics: All finishes.  
Textured Metallics: All finishes.  
Natural: All finishes.



Code	  	
PENTIK01	410 x 310 x 400mm	TWC3
PENTIK02	480 x 430 x 600mm	TWC4
PENTIK03	540 x 360 x 900mm	TMS4
PENTIK04	420 x 600 x 1200mm	TMS4
PENTIK05	1000 x 1000 x 800mm	TCN6x2
PENTIK06	1190 x 1190 x 1000mm	TCN6x3
<b>barrier</b>		
PENTIK07	900 x 370 x 900mm	TMS7
<b>stool</b>		
PENTIKST01	430 x 430 x 460mm	N/A
<b>desktop</b>		
PENTIKDT01	200 x 200 x 150mm	TMS1.5
PENTIKDT02	420 x 250 x 210mm	TMS2.5






# polybar

Two striking and hugely versatile geometric shapes, use as upright planters, on their sides as barriers or on their backs as planter seats or water features.







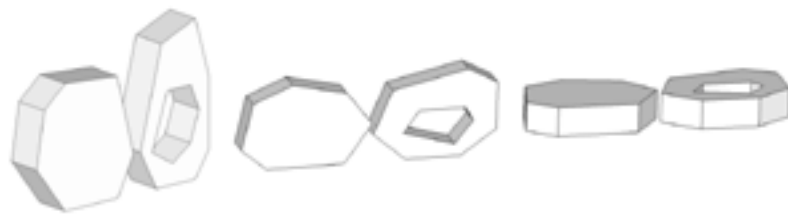
# polybar



### Colours + Finishes

BS4800 and RAL Classic: Full colour range in polished gloss, satin, matt and textured matt finishes.  
Standard colours: All finishes.  
Polished Metallics: All finishes.  
Textured Metallics: All finishes.  
Natural: All finishes.

Code	  	
planter		
POLYBAR01	960 x 350 x 1010mm	TWC3
POLYBAR02	670 x 350 x 1270mm	TWC3
planted bench / bench / pond		
POLYBAR03	1010 x 960 x 450mm	TMS5
POLYBAR04	1270 x 670 x 450mm	TMS5
barrier		
POLYBAR05	1010 x 350 x 960mm	TMS8
POLYBAR06	1270 x 350 x 670mm	TMS8





# i.f.o





Huge planting saucers, shallow or with a deeper base, raising them off the ground to house specimen planting in the centre



Constructing the i.f.o tool for moulding

## Colours + Finishes

BS4800 and RAL Classic: Full colour range in polished gloss, satin, matt and textured matt finishes.  
Standard colours: All finishes.  
Polished Metallics: All finishes.  
Textured Metallics: All finishes.  
Natural: All finishes.


Code				
IFO01	1800 x 170		1800mm	N/A
IFO02	2400 x 270		2400mm	N/A






# easter island

Ultra modern design inspired by the Moai statues. Each planter has an optional second planter or shelf which can be used to present brochures (reception areas), as a writing stand, a glass stand (for bars, hotels etc) or for lights, ornaments etc. Each planter also slots into the other for creating walls or special features.





# easter island



### Colours + Finishes

BS4800 and RAL Classic: Full colour range in polished gloss, satin, matt and textured matt finishes.  
Standard colours: All finishes.  
Polished Metallics: All finishes.  
Textured Metallics: All finishes.  
Natural: All finishes.

Supplied with topmost area in planter form and lower area as shelf as standard. Please specify at time of ordering for variations from this layout

Code				
EASIL01	400 x 350 x 1200		200 x 260mm	TMS2
Optional second planter	250 x 350 x 240		170 x 260mm	TMS2
EASIL02	450 x 350 x 1600		200 x 260mm	TMS2
Optional second planter	290 x 350 x 250		200 x 260mm	TMS2
barrier				
EASILB01	1000 x 350 x 900		700 x 260mm	TMS6
cube				
EASIL03	900 x 600 x 900		650 x 510mm	TWC12
EASILB03 with bench seat at 450mm high				
EASIL04	900 x 900 x 900		650 x 810mm	TWC12
EASILB04 with bench seat at 450mm high				





# bloks

Take 5 different interlocking shapes and your imagination for infinite possibilities – barriers, features, planting beds – the combinations are endless. Look at the examples below for inspiration and design your own. All Bloks can come with planting pockets in any location so always discuss with the Livinggreen Team to finalise the details.







# bloks

### Colours + Finishes

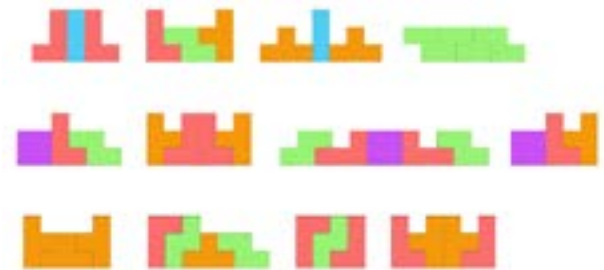
BS4800 and RAL Classic: Full colour range in polished gloss, satin, matt and textured matt finishes.  
Standard colours: All finishes.  
Polished Metallics: All finishes.  
Textured Metallics: All finishes.  
Natural: All finishes.



Code	  	
BLOK01	600 x 300 x 600mm	TMS4
BLOK02	600 x 300 x 900mm	TWC3
BLOK03	300 x 300 x 900mm	TMS4
BLOK04	900 x 300 x 600mm	TWC3
BLOK05	900 x 300 x 600mm	TWC3

Sizes are based on orientations shown.

example of combination options





# alphabet + digits

Letters and numbers to be used in any combination as planters or tables. Designed to be self-standing without additional bases. All sizes can be varied, please send us your requirements for a quotation.



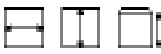
# alphabet + digits



## Colours + Finishes

BS4800 and RAL Classic: Full colour range in polished gloss, satin, matt and textured matt finishes.  
Standard colours: All finishes.  
Polished Metallics: All finishes.  
Textured Metallics: All finishes.  
Polished Pearlescents: All finishes.  
Polished Stardust: All finishes.  
Natural: All finishes.  
Dapple: All finishes.  
See page 275 for all colour and finish options.

## Code



NUMPLANT01	900 x 350 x 900mm
LETPLANT01	900 x 350 x 900mm

Please specify the number(s) or letter(s) you would like when ordering. All planters and tankers are approximately the sizes stated above and are designed to be floorstanding.

There is the option to have these units with an enclosed top to be used as a table. Please state this at the time of ordering.





# cogs

For the ultimate in industrial chic, our Cog planter beds and towers are the perfect solution.



# cogs



## Colours + Finishes

BS4800 and RAL Classic: Full colour range in polished gloss, satin, matt and textured matt finishes.  
Standard colours: All finishes.  
Polished Metallics: All finishes.  
Textured Metallics: All finishes.  
Natural: All finishes.  
Premium Stone: All finishes.



## Code

Pillars	
COGPIL01	500 x 400mm
COGPIL02	500 x 600mm
COGPIL03	500 x 800mm
COGPIL04	500 x 1000mm
COGPIL05	500 x 1200mm
COGPIL06	500 x 1500mm
COGPIL07	500 x 1800mm
Planters	
COGPLA01	500 x 500mm
COGPLA02	600 x 600mm
COGPLA03	800 x 800mm
COGPLA04	1000 x 1000mm
COGPLA05	1200 x 1000mm
COGPLA06	1200 x 1200mm
Planting beds	
COGBED01	800 x 400mm
COGBED02	1000 x 400mm
COGBED03	1200 x 400mm
COGBED04	1500 x 400mm
COGBED05	2000 x 400mm



# luna

Conceived around the concept of the perfect sphere, Luna offers this and more with sphere planters plus deep and shallow bowls completing this geometric range. Complete spheres feature a small flat base as standard for stability but can be specified as perfectly round. Ask us to convert Luna Full to a water feature or Luna Half to a hanging bowl for even more options. Try our natural finishes to create 'real' galvanised, rusting or stone balls – with none of the weight and at a fraction of the cost – and up to 1.2m diameter.



# luna



# luna

Perfect spheres, Sphere planters and two bowl options complete this fabulous range. Luna Half or Full can be specified as hanging baskets.



# luna







### Colours + Finishes

BS4800 and RAL Classic: Full colour range in polished gloss, satin, matt and textured matt finishes.  
Standard colours: All finishes.  
Polished Metallics: All finishes.  
Textured Metallics: All finishes.  
Natural: All finishes.

## Luna Full





Code		
LUNAFDT01	160mm	N/A
LUNAF01	350mm	N/A
LUNAF02	590mm	N/A
LUNAF03	780mm	N/A
LUNAF04	1200mm	N/A
LUNAF05	450mm	N/A

## Luna Slice





Code				
LUNASDT01	130 x 160		100mm	N/A
LUNAS01	350 x 290		220mm	TMS2
LUNAS02	590 x 470		300mm	TWC4
LUNAS03	780 x 680		450mm	TWC8
LUNAS04	1200 x 990		700mm	TWC10
LUNAS05	450 x 375		230mm	TWC2

Planting diameter can be increased by slicing the top lower on request.

## Luna Half

Code				
LUNAH01	350 x 150		300mm	TWC2
LUNAH02	590 x 240		500mm	TWC4
LUNAH03	780 x 350		740mm	TWC6
LUNAH04	1200 x 500		1080mm	TWC8
LUNAH05	450 x 190		410mm	TWC2

## Luna Crescent

Code				
LUNAC01	335 x 100		285mm	N/A
LUNAC02	525 x 160		475mm	TWC2
LUNAC03	760 x 230		700mm	TWC3
LUNAC04	1150 x 335		1050mm	TWC6
LUNAC05	450 x 135		390mm	N/A



## luna







# hanging basket

Half sphere, round baskets and deeper flat base models for easy planting and longer watering period. Can be supplied with tanker irrigation and hole pre-cut in the sides if required. Available in any colour and suitable for interior and exterior use.

### Colours + Finishes

BS4800 and RAL Classic: Full colour range in polished gloss, satin, matt and textured matt finishes.  
Standard colours: All finishes.  
Polished Metallics: All finishes.  
Textured Metallics: All finishes.  
Natural: All finishes.



BASK05



BASK03

## Hanging Basket

Code



flat bottoms

BASK01	350 x 145mm	N/A
BASK02	350 x 290mm	TWC2
BASK03	340 x 190mm	TWC2
BASK04	450 x 190mm	TWC2

round bottoms

BASK05	350 x 175mm	N/A
BASK06	350 x 320mm	TWC2
BASK07	450 x 225mm	TWC2





## geo design

A superb selection of architectural planters in strong geometric shapes. All feature clean angles and other sizes can easily be built to order. Like the Spirit range, Geo planters all complement each other and can be used in combination across the range for a cohesive scheme.



## geo design



# barrier

Stylish barriers in any size, for interiors and exteriors, roof gardens and receptions.



Invisible Castors with some cutout brakes



Visible Castors

# barrier





# barrier

As well as our standard range, barriers can be constructed in literally any size that will fit on a lorry. Using advanced strengthening materials barriers will not bow no matter how large the size.







# barrier



### Colours + Finishes

BS4800 and RAL Classic: Full colour range in polished gloss, satin, matt and textured matt finishes.  
Standard colours: All finishes.  
Polished Metallics: All finishes.  
Textured Metallics: All finishes.  
Natural: All finishes.

Code	  	
BARR01	1000 x 300 x 300mm	TMS8
BARR02	1200 x 300 x 400mm	TMS10
BARR03	1400 x 300 x 700mm	TMN6x2
BARR04	900 x 300 x 900mm	TMS8
BARR05	1000 x 300 x 900mm	TMS8
BARR06	1000 x 300 x 700mm	TMS8
BARR07	1000 x 200 x 300mm	TMS8
BARR08	1500 x 300 x 300mm	TMS12
BARR09	1500 x 400 x 400mm	TMS12

BARRWB01	400 x 200 x 230mm	TMS3
BARRWB02	600 x 200 x 230mm	TMS5
BARRWB03	800 x 200 x 230mm	TMS7
BARRWB04	900 x 200 x 230mm	TMS8
BARRWB05	1000 x 200 x 230mm	TMS8
BARRWB06	1200 x 200 x 230mm	TMS10

### window box

<b>exterior</b>	1000 x 400 x 400mm	TMS8
BARR11	1200 x 500 x 500mm	TMN10x2
BARR12	1500 x 500 x 500mm	TMS12x2

All barrier planters are suitable for both interior and exterior use. The 'exterior' sizes are commonly requested dimensions however we can make bespoke barriers in any size without significant additional tooling costs or delays. Please contact us for a quotation to your exact requirements.





# screen barrier

Suitable for pre-grown Ivy screens, these planters can incorporate post holders and pallet bases. They can be specified in any height, length, width, colour and finish.



# screen barrier









# cube

Used everywhere and anywhere. Sometimes great design comes naturally and is impossible to beat.



## Colours + Finishes

BS4800 and RAL Classic: Full colour range in polished gloss, satin, matt and textured matt finishes.  
Standard colours: All finishes.  
Polished Metallics: All finishes.  
Textured Metallics: All finishes.  
Polished Pearlescents: All finishes.  
Polished Stardust: All finishes.  
Natural: All finishes.  
Dapple: All finishes.  
See page 275 for all colour and finish options.

Code	  	
CUBEDT01	160 x 160 x 160mm	TMS1
CUBEDT02	200 x 200 x 200mm	TMS1
CUBE0	350 x 350 x 350mm	TWC3
CUBE1	400 x 400 x 400mm	TWC4
CUBE2	500 x 500 x 500mm	TWC4
CUBE3	600 x 600 x 600mm	TWC6
CUBE4	700 x 700 x 700mm	TWC10
CUBE5	1000 x 1000 x 1000mm	TCN8x3
CUBE6	800 x 800 x 800mm	TCN6x2
CUBE7	900 x 900 x 900mm	TCN7x3
CUBE8	1200 x 1200 x 1200mm	TCN9x3

Any size cube can be constructed upon request without significant additional tooling costs or delays. Please contact us with your exact requirements.

Pallet Base



Invisible Castors with some cutout brakes





# tower





The strong lines of the Tower range make it a favourite for paired planting and informal screening.



## Colours + Finishes

BS4800 and RAL Classic: Full colour range in polished gloss, satin, matt and textured matt finishes.  
Standard colours: All finishes.  
Polished Metallics: All finishes.  
Textured Metallics: All finishes.  
Natural: All finishes.



Code	  	
TOW1	160 x 160 x 200mm	TMS1
TOW2	350 x 350 x 600mm	TWC4
TOW3	350 x 350 x 800mm	TWC4
TOW4	400 x 400 x 1200mm	TWC4/6
TOW5	400 x 400 x 1500mm	TWC4
TOW6	500 x 500 x 1200mm	TWC4/6
TOW7	400 x 400 x 900mm	TWC4
TOW8	400 x 400 x 1800mm	TWC4
TOW9	500 x 500 x 1500mm	TWC4/6
TOW10	500 x 500 x 1800mm	TWC4/6

All towers can be shortened to any height on request.  
Any size tower can be constructed upon request without significant additional tooling costs or delays. Please contact us with your exact requirements.





# geo round

A great utility design suitable for almost any location both interior and exterior.



## Colours + Finishes

BS4800 and RAL Classic: Full colour range in polished gloss, satin, matt and textured matt finishes.

Standard colours: All finishes.

Polished Metallics: All finishes.

Textured Metallics: All finishes.

Natural: All finishes.

## Code

	 	
ROD01	400 x 300 x 400mm	TWC3
ROD02	400 x 300 x 750mm	TWC4
ROD03	400 x 300 x 1000mm	TWC4
ROD04	550 x 385 x 650mm	TWC8
ROD05	550 x 395 x 890mm	TWC6
ROD06	800 x 640 x 700mm	TWC12





# cylinder





Classic perfect circles with broad lips available in every size including tree planters.



## Colours + Finishes

BS4800 and RAL Classic: Full colour range in polished gloss, satin, matt and textured matt finishes.  
Standard colours: All finishes.  
Polished Metallics: All finishes.  
Textured Metallics: All finishes.  
Natural: All finishes.



Code				
CYLIN01	400 x 400		300mm	TWC3
CYLIN02	500 x 500		400mm	TWC4
CYLIN03	600 x 600		480mm	TWC6
CYLIN04	700 x 700		560mm	TWC6
CYLIN05	800 x 800		640mm	TWC10
CYLIN06	900 x 900		720mm	TWC12
CYLIN07	1000 x 1000		800mm	TCN6x3
CYLIN08	1200 x 1200		960mm	TCN9x3
CYLIN09	1000 x 400		800mm	TMN6x3
CYLIN10	1200 x 400		960mm	TMN7x3
CYLIN11	1500 x 400		1220mm	TMN8x3

See tree planters for larger sizes.  
Cylinders can be shortened to any height on request.

Visible Castors, some with brakes









# flare cube

Elegance personified, an architectural statement in their own right. Now with matching tapered cuboids to tree planter size and the new highly raked Xtreme maxiflare featuring a broad base for extra stability.



Code	  	
flare cube		
FLAC01	400 x 400 x 400mm	TWC4
FLAC02	600 x 600 x 600mm	TWC6/8
FLAC03	800 x 800 x 800mm	TWC10
FLAC04	1000 x 1000 x 1000mm	TCN6x3
FLAC05	1200 x 1200 x 1200mm	TCN8x3



Bespoke Geo design Barriers





## ceramic style

Taking the advantages of glassfibre composite construction to the maximum. This extensive collection features the handmade look, feel and texture of real ceramics and terracotta planters, but with none of the disadvantages. Lightweight, waterproof, frostproof, UV stable, almost unbreakable and available in any colour or finish; now you can specify ceramics anywhere.



# ceramic style



# pharaoh + hex

A strong statement for feature planting. Polished finishes take full advantage of the reflective pattering.



# pharaoh + hex






pharaoh






hex

### Colours + Finishes

BS4800 and RAL Classic: Full colour range in polished gloss, satin, matt and textured matt finishes.  
Standard colours: All finishes.  
Polished Metallics: All finishes.  
Textured Metallics: All finishes.  
Natural: All finishes.

Code	 	
PHAR01	390 x 500mm	TWC4
PHAR02	600 x 750mm	TWC10

Code	 	
HEX01	660 x 800mm	TWC10





# sphere

Planter balls with hand thrown appeal in stepped sizes.







# sphere

### Colours + Finishes

BS4800 and RAL Classic: Full colour range in polished gloss, satin, matt and textured matt finishes.  
Standard colours: All finishes.  
Polished Metallics: All finishes.  
Textured Metallics: All finishes.  
Natural: All finishes.



Code				
SPHER01	470 x 375		300mm	TWC3
SPHER02	640 x 505		440mm	TWC4
SPHER03	800 x 640		500mm	TWC8





# antoinette

Fluted vases and planters with a rough, earthen finish.  
Specify textured for a smoother, rippled look or natural finishes for rustic stoneware.









# antoinette

### Colours + Finishes

BS4800 and RAL Classic: Full colour range in polished gloss, satin, matt and textured matt finishes.  
Standard colours: All finishes.  
Polished Metallics: All finishes.  
Textured Metallics: All finishes.  
Natural: All finishes.



Code			
ANTVA1	300 x 700mm		TWC2
ANTVA2	380 x 900mm		TWC3
ANTVA3	500 x 1200mm		TWC4/6
ANTVA4	670 x 1600mm		TWC6/8

Code			
ANTPL1	420 x 400mm		TWC4
ANTPL2	500 x 500mm		TWC6
ANTPL3	650 x 650mm		TWC8
ANTPL4	800 x 800mm		TWC10/12





# bodacia

Classic ceramic egg pots and low wide bowls.









# bodacia

### Colours + Finishes

BS4800 and RAL Classic: Full colour range in polished gloss, satin, matt and textured matt finishes.  
Standard colours: All finishes.  
Polished Metallics: All finishes.  
Textured Metallics: All finishes.  
Natural: All finishes.



Code	 	
BOD1	440 x 410mm	TWC4
BOD2	550 x 460mm	TWC6
BOD3	670 x 560mm	TWC8
BOD4	700 x 850mm	TWC10

Code	 	
BOD5	760 x 420mm	TWC8
BOD6	970 x 500mm	TWC10





# julius

Solid, ribbed and incredibly strong



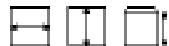

Julius Cubes with Invisible Castors







# julius

Strong, close ribbing makes this a contemporary classic and favourite for tree planters and roof gardens. Features a huge range of standard sizes and the option to build any other size to order.

Code		
EMJU05	200 x 200 x 200mm	TMS1
EMJU01	380 x 380 x 400mm	TWC4
EMJU23	450 x 450 x 1000mm	TWC4
EMJU06	500 x 500 x 500mm	TWC6
EMJU10	600 x 600 x 500mm	TWC8
EMJU22	600 x 600 x 800mm	TWC8
EMJU11	700 x 700 x 600mm	TWC10
EMJU12	800 x 800 x 700mm	TWC10
EMJU13	1000 x 1000 x 1000mm	TCN6 (3)
EMJU14	1200 x 1200 x 1000mm	TCN9 (4)
EMJU20	1500 x 1500 x 1200mm	TCN12 (5)
EMJU21	2000 x 1200 x 1000mm	TCN18 (4)
EMJU02	380 x 380 x 600mm	TWC4/6
EMJU03	380 x 380 x 900mm	TWC4/6
EMJU04	380 x 380 x 1200mm	TWC4/6
EMJU07	500 x 500 x 700mm	TWC6
EMJU08	500 x 500 x 900mm	TWC6/8
EMJU09	500 x 500 x 1200mm	TWC6/8

Code		
EMJU15	400 x 200 x 200mm	TMS3
EMJU16	600 x 200 x 200mm	TMS4
EMJU17	900 x 200 x 200mm	TMS8
EMJU18	1000 x 300 x 300mm	TMS8
EMJU19	1000 x 300 x 700mm	TMS8

Many other barrier sizes available. Please ask for a quotation.



### Colours + Finishes

BS4800 and RAL Classic: Full colour range in polished gloss, satin, matt and textured matt finishes.  
Standard colours: All finishes.  
Polished Metallics: All finishes.  
Textured Metallics: All finishes.  
Natural: All finishes.



EMJU03



EMJU06



EMJU18



EMJU19





# julius octavia

Elegant tall fluted squares with the Julius feature ribbing.

### Colours + Finishes

BS4800 and RAL Classic: Full colour range in polished gloss, satin, matt and textured matt finishes.  
Standard colours: All finishes.  
Polished Metallics: All finishes.  
Textured Metallics: All finishes.  
Natural: All finishes.



Code		
JULOC01	320 x 320 x 600mm	TWC3
JULOC02	400 x 400 x 900mm	TWC4
JULOC03	400 x 400 x 1200mm	TWC4
JULOC04	400 x 400 x 1500mm	TWC4





## garden classics

Despite the name, like all the Livinggreen Design range, Garden Classics can be used as both garden and interior planters. However, these ranges have a distinct exterior flavour with design influences from throughout the world.



# garden classics



# rose

Inspired by the Medieval rose and based on ancient lead panels, these incredibly detailed planters can also be specified as both watertanks (with optional lid) and self contained fountains (with optional backplate). Add your own initials, dates or names for a personalised planter that will last a lifetime.



# rose



ROSWB02







ROSE04



ROSEF02

### Colours + Finishes

BS4800 and RAL Classic: Full colour range in textured matt only.  
Standard colours: All finishes in textured matt only.  
Polished Metallics: N/A.  
Textured Metallics: All finishes.  
Natural: All finishes.

Code	  	
ROSE01	650 x 650 x 440mm	TWC8
ROSE02	940 x 430 x 640mm	TMN8x 2
ROSE03	520 x 520 x 520mm	TWC4
ROSE04	800 x 800 x 800mm	TWC10/12

### window box

ROSWB01	530 x 240 x 230mm	TMS4
ROSWB02	940 x 240 x 230mm	TMS8

### fountain

ROSEF01	940 x 430 x 640mm (Back panel HT 1040mm)
ROSEF02	530 x 240 x 230mm (Back panel HT 760mm)



ROSEF01 (aged lead)





# balmoral

Accurate replicas of Elizabethan original lead panelling creates a splendid selection of period planting boxes and troughs.



# balmoral

### Colours + Finishes





BS4800 and RAL Classic: Full colour range in polished gloss, satin, matt and textured matt finishes.  
Standard colours: All finishes.  
Polished Metallics: All finishes.  
Textured Metallics: All finishes.  
Natural: All finishes.



BALMOR04



BALMOR05

Code	  	
BALMOR01	360 x 380 x 340mm	TWC3
BALMOR02	750 x 380 x 340mm	TCS6
BALMOR03	1100x 380 x 340mm	TCS9
BALMOR04	520 x 520 x 400mm	TWC6
BALMOR05	1000x 520 x 400mm	TCS9
BALMOR06	1500x 520 x 400mm	TCS12



BALMOR06 (textured graphite)



Detail (antique lead)



BALMOR06 (antique lead)



# arundel urn

Two models of classic ornamental urns now available in beautiful stone and metal finishes



**Colours + Finishes**




BS4800 and RAL Classic: Full colour range in polished gloss, satin and textured matt finishes.

Standard colours: All finishes.

Polished Metallics: All finishes.

Textured Metallics: All finishes.

Natural: All finishes.

Code	   Irrigation
ARUURN02	400 x 470mm opening 200mm TMS1
ARUURN03	670 x 580mm opening 400mm TWC2



# arundel urn





# cardinal

Decorated with Tudor roses, Cardinal planters have been crafted from an original 16th Century lead original pattern to create a flexible range of ancestral planters.







# cardinal



### Colours + Finishes

BS4800 and RAL Classic: Full colour range in textured matt only.  
Standard colours: All finishes in textured matt only.  
Polished Metallics: N/A.  
Textured Metallics: All finishes.  
Natural: All finishes.

Code	  	
CARDIN01	200 x 200 x 220mm	TMS1
CARDIN02	360 x 400 x 400mm	TWC3
CARDIN03	800 x 800 x 800mm	TWC8
CARDIN04	1000 x 350 x 400mm	TCS9

Code	Code	Code
CARDWB01	400 x 200 x 220mm	TMS3
CARDWB02	600 x 200 x 220mm	TMS5
CARDWB03	1000 x 200 x 220mm	TMS8



CARDWB02 (aged lead)

CARDIN03 (antique lead)



# bell

Ideal for larger scale planting both for trees and to create lush, wide planter beds.



Bell 4 featuring integral pallet base






# bell

### Colours + Finishes

BS4800 and RAL Classic: Full colour range in polished gloss, satin, matt and textured matt finishes.  
Standard colours: All finishes.  
Polished Metallics: All finishes.  
Textured Metallics: All finishes.  
Natural: All finishes.



Code	 	
BELL1	600 x 300mm	TWC4
BELL2	900 x 450mm	TWC6
BELL3	1200 x 600mm	TCN6x3
BELL4	1500 x 960mm	TCN9x3



Highly reflective metallic finish



Black Diamond robust finish



# brunel

Influenced by the great Victorian engineer with folded riveted ‘iron’ detailing.  
The only choice for modern and historic industrial architecture.



# brunel

### Colours + Finishes





BS4800 and RAL Classic: Full colour range in polished gloss, satin, matt and textured matt finishes.  
Standard colours: All finishes.  
Polished Metallics: All finishes.  
Textured Metallics: All finishes.  
Natural: All finishes.



BRU9 with optional tap and lid



BRU7

Code	  	
cube		
BRU1	400 x 400 x 400mm	TWC4
BRU2	500 x 500 x 500mm	TWC4
BRU3	600 x 600 x 600mm	TWC6
BRU10	800 x 800 x 800mm	TCN6x3
BRU11	1000 x 1000 x 1000mm	TCN8x3
trough		
BRU8	1000 x 300 x 300mm	TMS8
water tank		
BRU9	1200 x 600 x 800mm	TCS9
tower		
BRU4	450 x 450 x 600mm	TWC4
BRU5	450 x 450 x 750mm	TWC4
BRU6	450 x 450 x 900mm	TWC4
BRU7	450 x 450 x 1200mm	TWC4





# kensington

A classical yet modern design suitable for town and country. Available as cubes, tall towers, barriers and window boxes. Bespoke sizes available to order.



# kensington

## Colours + Finishes

BS4800 and RAL Classic: Full colour range in polished gloss, satin, matt and textured matt finishes.

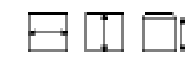
Standard colours: All finishes.

Polished Metallics: All finishes.

Textured Metallics: All finishes.

Natural: All finishes.

## Code



KEN01	480 x 480 x 400mm	TWC4
KEN02	680 x 680 x 600mm	TWC8
KEN03	900 x 900 x 800mm	TCN7x3
KEN04	1100 x 1100 x 1000mm	TCN8x3
<b>tower</b>		
KEN05	480 x 480 x 700mm	TWC6/12
KEN06	480 x 480 x 1000mm	TWC6/12
<b>barrier</b>		
KEN07	900 x 220 x 220mm	TMS7
KEN08	1080 x 360 x 300mm	TMS8
KEN09	1080 x 480 x 400mm	TMS8
KEN10	1280 x 580 x 500mm	TMN10x2
KEN11	1280 x 380 x 700mm	TMS10



KEN05



KEN01



KEN11





# chelsea

Distinctly British panel planters ideal for city planting. Greatly expanded due to popular demand, Chelsea panel planters are now available as large troughs, tree and tall tower planters.



# chelsea

### Colours + Finishes

BS4800 and RAL Classic: Full colour range in polished gloss, satin, matt and textured matt finishes.  
Standard colours: All finishes.  
Polished Metallics: All finishes.  
Textured Metallics: All finishes.  
Natural: All finishes.



Code	  	
CHEL1	300 x 300 x 355mm	TWC2
CHEL2	380 x 380 x 430mm	TWC3
CHEL3	450 x 450 x 535mm	TWC4
CHEL4	610 x 610 x 660mm	TWC6
CHEL7	800 x 800 x 800mm	TCN6x2
CHEL8	1000 x 1000 x 1000mm	TCN8x3
<b>barrier</b>		
CHEL10	600 x 225 x 255mm	TMS4
CHEL9	800 x 225 x 255mm	TMS6
CHEL5	920 x 225 x 255mm	TMS8
CHEL6	1000 x 300 x 300mm	TMS8
CHEL14	1000 x 450 x 450mm	TMS8
CHEL15	1500 x 450 x 450mm	TMS12
CHEL16	1200 x 535 x 535mm	TMS10
CHEL12	1200 x 550 x 700mm	TMN8x2
CHEL13	1800 x 550 x 700mm	TMN7x4
<b>tower</b>		
CHEL11	450 x 450 x 730mm	TWC4





# regal

A new range of classic panel planters in cube, barrier and tower forms.



# regal



### Colours + Finishes

BS4800 and RAL Classic: Full colour range in polished gloss, satin, matt and textured matt finishes.  
Standard colours: All finishes.  
Polished Metallics: All finishes.  
Textured Metallics: All finishes.  
Natural: All finishes.  
Premium Stone: All finishes.

Code	  	
Barriers		
REGBAR01	1030 x 380 x 400mm	
REGBAR02	1030 x 480 x 400mm	
REGBAR03	1030 x 380 x 800mm	
REGBAR04	1030 x 480 x 800mm	
REGBAR05	1480 x 380 x 400mm	
REGBAR06	1480 x 480 x 400mm	
REGBAR07	1480 x 380 x 800mm	
REGBAR08	1480 x 480 x 800mm	
REGBAR09	1880 x 380 x 400mm	
REGBAR10	1880 x 480 x 400mm	
REGBAR11	1880 x 380 x 800mm	
REGBAR12	1880 x 480 x 800mm	
Towers		
REGTOW01	380 x 380 x 800mm	
REGTOW02	480 x 480 x 800mm	
Cubes		
REGCUB01	380 x 380 x 400mm	
REGCUB02	480 x 480 x 400mm	
REGCUB03	480 x 480 x 500mm	
REGCUB04	580 x 580 x 600mm	
REGCUB05	880 x 880 x 800mm	
REGCUB06	1090 x 1090 x 1000mm	





# watertanks

An unrivalled selection of period Watertanks which can also be turned into fountains on request by fitting a special backplate. A fantastic alternative to ugly plastic tanks, these fibreglass models are 100% frostproof and can be ordered with taps and lids as optional extras. All watertanks can also be used as planters.



JULWT01  
1000 x 500 x 700mm  
julius watertank



ROSE04  
800 x 800 x 800mm  
rose watertank



CHEL7  
800 x 800 x 800mm  
CHEL8  
1000 x 1000 x 1000mm  
chelsea watertank



BRU9  
1200 x 600 x 800mm  
brunel watertank  
shown in rust with optional tap and lid



CARDIN03  
800 x 800 x 800mm  
cardinal watertank



KEN03  
900 x 900 x 800mm  
KEN04  
1100 x 1100 x 1000mm  
kensington watertank





# tree planters

the largest range available anywhere

Livinggreen Design offers the largest and most varied selection of tree planters available anywhere. We classify a tree planter as at least 80 x 80cm and capable of taking at least a 3m specimen. All are suitable for both interior and exterior use in the most demanding of environments. Such is our skill with tree planter design and fabrication we were chosen to create special planters for the James Bond film, Casino Royale.





# tree planters

Suitable for both interior and exterior use in the most demanding of environments.



## Colours + Finishes

All tree planters are available in the finishes shown below.  
Certain models are available in further finishes (see page 275).  
Please check before ordering.

BS4800 and RAL Classic: Full colour range in textured matt only.  
Standard colours: All finishes in textured matt only.  
Textured Metallics: All finishes.  
Natural: All finishes.



CHEL7 800 x 800mm  
CHEL8 1000 x 1000mm  
Irrigation: Ask for details



TREE2 1900 x 750mm  
Irrigation: 4 No. TCN9



CUBE5 1000 x 1000 x 1000mm  
CUBE8 1200 x 1200 x 1200mm  
Larger sizes to order please ask  
Irrigation: Ask for details



KEN05 900 x 900 x 800mm  
KEN06 1100 x 1100 x 1000mm  
Irrigation: Ask for details



BRU10 800 x 800 x 800mm  
BRU11 1000 x 1000 x 1000mm  
Irrigation: Ask for details



TREE3 1200 x 1000mm  
Irrigation: Ask for details



TREE03 1200 x 1000mm  
With Pallet Base  
Irrigation: Ask for details



TUSC6 1030 x 820mm  
TUSC7 1500 x 1200mm  
Irrigation: Ask for details



CYLIN07 1000 x 1000mm  
CYLIN08 1200 x 1200mm  
TREE8 1500 x 1200mm  
TREE9 2000 x 1200mm  
Irrigation: Ask for details



PENTIK10 800 x 800 x 800mm  
PENTIK11 1000 x 1000 x 1000mm  
Irrigation: Ask for details



FLAC03 800 x 800 x 800 mm  
FLAC04 1000 x 1000 x 1000mm  
FLAC05 1200 x 1200 x 1200mm  
Irrigation: Ask for details



STACU03 800 x 800 x 800 mm  
STACU04 1000 x 1000 x 1000mm  
Irrigation: Ask for details



EMJU13 1000 x 1000 x 1000mm  
EMJU14 1200 x 1200 x 1000mm  
EMJU20 1500 x 1500 x 1200mm  
EMJU21 2000 x 1200 x 1000mm  
Irrigation: Ask for details



BELL4  
1500 x 960mm  
Irrigation: Ask for details



LUNAS04 1200 x 990  
Irrigation: TWC10



# tree planters

Suitable for both interior and exterior use in the most demanding of environments.



CIR6 900 x 850mm  
Irrigation: TWC12



BILL04 1000 x 1000mm  
BILL05 1200 x 1200mm  
Irrigation: TWC12



ROSE04 800 x 800 x 800mm  
Irrigation: TWC12



QUAD6 900 x 900 x 900mm  
Irrigation: TWC12



BEN06 1000 x 1000 x 1000mm  
BEN07 1000 x 1000 x 1200mm  
BEN08 1200 x 1200 x 1200mm  
Irrigation: TWC12



CARDIN03 800 x 800 x 800mm  
Irrigation: TWC8



720TER1500S01 1500 x 425  
Irrigation: TWC12  
720TER2000S01 2000 x 425  
Irrigation: TCN6 + TCN3 x 2



BLOB02 975 x 840 x 750 Irrigation: TCN6x2  
BLOB03 1100 x 950 x 850 Irrigation: TCN6x3  
BLOB04 1540 x 1330 x 1190 Irrigation: TCN9x2



LUNAS04 1200 x 990  
Irrigation: TWC10



BLOB

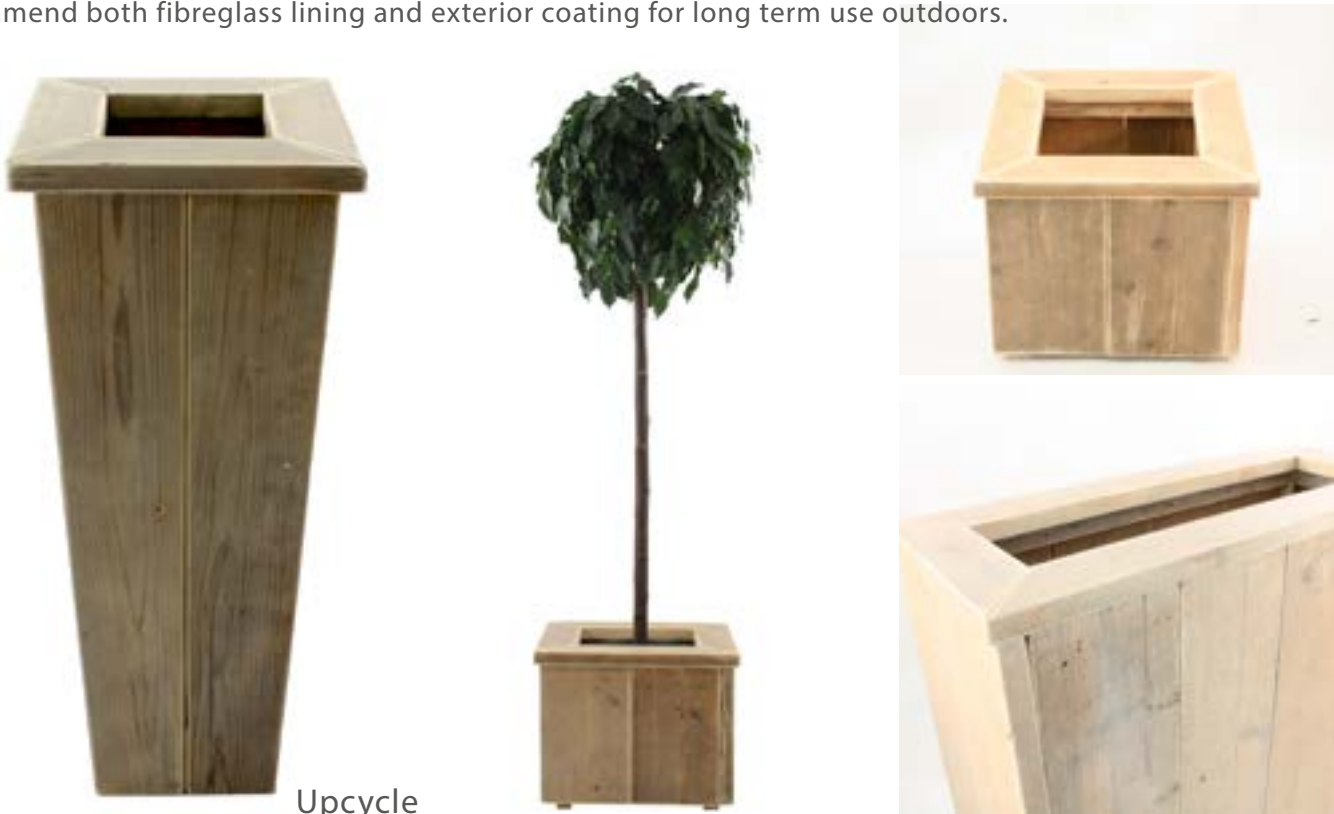


# wooden

Making full use of our expert toolmakers, we have in recent years, begun to offer a limited range of select quality wooden planters, all made here in our workshops to order. Currently we offer three designs and a range of standard sizes but any other bespoke size or shape can be built to your requirements. Our emphasis is on quality, not quantity and as such we offer a full Fibreglass lining option which bonds the planter together solidly as well as preventing water damage to the inside. A variety for exterior finishing is available including, stains, oils and painting. Any bespoke design or size available plus advice on the best wood type, thickness, construction and finishing. Contact us for the full service.



The Upscale range is perfect for todays green economy. We take second hand scaffold boards and turn them into beautifully designed planters with a naturalistically rustic look. Made out of softwood we recommend both fibreglass lining and exterior coating for long term use outdoors.







# wooden

The workhorse of the range, Interlok offers high quality planters with a very secure interlocking construction, but at a friendly price. Available in both hardwood and softwood options.



Beam is the heavyweight champion. Built with Domino joints and using 38mm thick hardwood or softwood options, these planters are constructed to last. Great for commercial spaces but also a beautiful option for quality private garden design.



Code	  	
Upcycle		
UPCY01	470 x 470 x 500mm	
UPCY02	470 x 470 x 800mm	
UPCY03	695 x 470 x 500mm	
UPCY04	695 x 695 x 500mm	
UPCY05	920 x 470 x 500mm	
UPCY06	920 x 470 x 800mm	
UPCY07	920 x 920 x 500mm	
UPCY08	920 x 920 x 800mm	
Beam (Red colour)		
BEAM01	400 x 400 x 600mm	
BEAM02	400 x 400 x 890mm	
BEAM03	500 x 500 x 600mm	
BEAM04	500 x 500 x 890mm	
BEAM05	800 x 500 x 600mm	
BEAM06	800 x 500 x 890mm	
BEAM07	800 x 800 x 600mm	
BEAM08	800 x 800 x 890mm	
BEAM09	1000 x 500 x 600mm	
BEAM10	1000 x 500 x 890mm	
BEAM11	1000 x 1000 x 600mm	
BEAM12	1000 x 1000 x 890mm	
BEAM13	1200 x 500 x 600mm	
BEAM14	1200 x 500 x 890mm	
BEAM15	1200 x 1200 x 600mm	
BEAM16	1200 x 1200 x 890mm	
Interlok (Pine colour)		
ILOK01	470 x 470 x 500mm	
ILOK02	470 x 470 x 800mm	
ILOK03	830 x 470 x 500mm	
ILOK04	830 x 470 x 800mm	
ILOK05	830 x 830 x 500mm	
ILOK06	830 x 830 x 800mm	
ILOK07	1010 x 470 x 500mm	
ILOK08	1010 x 470 x 800mm	
ILOK09	1010 x 1010 x 500mm	
ILOK10	1010 x 1010 x 800mm	



# tanker irrigation

The Tanker sub soil irrigation system is the natural choice for cost-effective watering of planters, planting beds and tree pits in both exterior and interior schemes. Incredibly simple to use, all Tanker systems consist of a tank or reservoir positioned under the rootball of the plants and linked to the surface by a flexible or rigid filler pipe. Water is then transported from the tank to the soil as required via a specially designed Geotextile wick which works with any reasonably good soil or compost. Depending upon the size of the area to be irrigated, the tanks can be linked together to form a network, replicating the Earth's natural water table and providing ideal conditions for root growth.

## Arrosage par réserve d'eau

La traduction en français de 'Tanker'-réserve d'eau, est téléchargeable en format PDF sur notre site [www.livingreendesign.net](http://www.livingreendesign.net)



Fitting tanker water cell...



Simplicity itself



Fitting Tanker Modular network up to 4m long with full automation to restricted depth roof garden for fine turf



# tanker irrigation

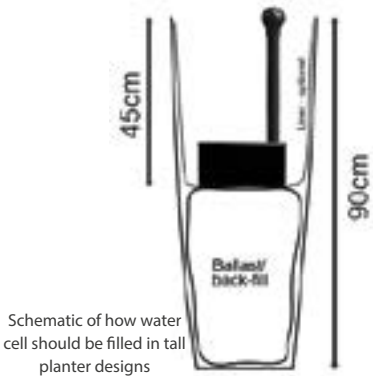
There are many proven advantages of using Tanker:

- Less frequent watering: independent research by the University of Reading has conclusively proved that plants in containers, hanging baskets or planting beds and irrigated using Tanker systems require watering only half as frequently as those planted without. Councils and landscapers have been able to slash maintenance labour budgets by using special Tanker hanging baskets, pillar and railings planters and also by retro fitting Tanker units to existing planters. For private gardens, home owners halve the burden of keeping their planters watered and can go on holiday in the summer with less worry about what they will find on their return.

- Water conservation: As water is delivered straight to the rootball only as required by the plant, Tanker systems greatly reduce the amount of water required to irrigate any plant display. Even in a sealed system, such as a planter, the documented saving is at least 30% – for exterior beds, hanging baskets and drained planters, the savings will be much greater. With water restrictions a regular feature in many areas, this aspect of the system is becoming increasingly important to our customers.
- Healthier, better looking plants: Tanker only delivers water to the roots as needed, eliminating the flood/drought cycle experienced by manually watered plants. Soil moisture is optimised and the plant does not experience water stress. The result is a denser, larger rooting system and more compact, healthier growth above ground. Councils using the system report that the displays produced using

bedding plants are the best they have ever experienced with more and larger flowers and growth so vigorous that in some cases it had to be cut back – and all achieved with less than half the watering visits previously required.

- Pays for itself in 3-6 months: Depending upon the frequency of watering previously required, the labour saving alone will pay for these incredibly cost-effective units within 6 months. When you take into account that plants establish faster and are healthier long-term when watered using the system then other savings are guaranteed in plant replacement costs.



Typical Water Cell installation



Various network options for Modular and Cylinder systems

There are Tanker systems to fit almost every possible situation.

## WATER-CELL

- Tanker Water Cell: sealed reservoirs for irrigating individual planters. Available in sizes from 2l - 12l. Suitable for planters up to 900mm diameter.




## MODULAR


- Tanker Modular: Available in both Solo (for individual planters) and Network (for larger planters and large beds). Modular units are just 50mm thick and 120mm wide making them ideal for trough planting, window boxes and containers where planting depth is limited. Modular Network is popular for planting beds where very large links can be constructed. Special units up to 4m long can be specified to irrigate lawns, bowling greens, golf greens etc.



## Water Cell

Code	Litres	
TWC2	2	220 x 60mm
TWC3	3	220 x 75mm
TWC4	4	220 x 113mm
TWC6	6	343 x 80mm
TWC8	8	343 x 100mm
TWC10	10	343 x 125mm
TWC12	12	343 x 150mm

## Tanker Modular

Code	Litres	
TMS1	0.75	125 x 120 x 55mm
TMS2	1.2	200 x 120 x 55mm
TMS3	1.8	300 x 120 x 55mm
TMS4	2.4	400 x 120 x 55mm
TMS5	3.0	500 x 120 x 55mm
TMS6	3.6	600 x 120 x 55mm
TMS7	4.2	700 x 120 x 55mm
TMS8	4.4	800 x 120 x 55mm
TMS10	6.0	1000 x 120 x 55mm
TMS12	7.2	1200 x 120 x 55mm
TMS15	9.0	1500 x 120 x 55mm
TMS20	12.0	2000 x 120 x 55mm

### Network

TMN1	0.75	125 x 120 x 55mm
TMN2	1.2	200 x 120 x 55mm
TMN3	1.8	300 x 120 x 55mm
TMN4	2.4	400 x 120 x 55mm
TMN5	3.0	500 x 120 x 55mm
TMN6	3.6	600 x 120 x 55mm
TMN7	4.2	700 x 120 x 55mm
TMN8	4.4	800 x 120 x 55mm
TMN10	6.0	1000 x 120 x 55mm
TMN12	7.2	1200 x 120 x 55mm
TMN15	9.0	1500 x 120 x 55mm
TMN20	12.0	2000 x 120 x 55mm

Additional modular sizes up to 4 metres long available on request.



# tanker irrigation

## CYLINDER



- Tanker Cylinder: Like Modular, Cylinder is available in Solo and Network forms but its larger, circular calliper lends its use to very large tree planters, tree pits, car park beds, roundabouts etc.



- Tanker Water Level Indicator: For use in interior landscaping, the indicators are variable straight tubes fitted with a ball float and rod that provide an excellent indication of the depth of water at the base of any planter – perfect for Hydroculture and half-hydroculture growing systems. They are also useful in large sealed tree planters to indicate if there is excess water in the planter. Also available as a filler pipe with a removable lid and no indicator mechanism.





## Tanker Cylinder

Code	Litres	 
TCS3	3	330 x 110mm
TCS6	6	660 x 110mm
TCS8	8	800 x 110mm
TCS9	9	900 x 110mm
TCS12	12	1300 x 110mm
TCS15	15	1500 x 110mm
TCS20	20	2000 x 110mm

### Network

TCN3	3	330 x 110mm
TCN6	6	660 x 110mm
TCN8	8	800 x 110mm
TCN9	9	900 x 110mm
TCN12	12	1300 x 110mm
TCN15	15	1500 x 110mm
TCN20	20	2000 x 110mm

## Water Level Indicator

Code	 
WLI25	32mm 250mm
WLI30	32mm 300mm
WLI35	32mm 350mm
WLI40	32mm 400mm
WLI45	32mm 450mm
WLI50	32mm 500mm
WLI60	32mm 600mm
WLI70	32mm 700mm
WLI100	32mm 1000mm



## Rigid Filler Pipe

Each system can be specified with a number of accessories to fit different requirements.

- Filler pipes: A no cost choice of flexible or rigid filler pipe is available on both Water Cell and Modular Tanker systems. The flexible pipe is supplied in lengths up to 50m and can be cut to any size (see page 266). As it can also be bent around corners, it is the perfect choice for larger tree planters, for most exterior applications and for unusual size planters. The flexible pipe can be fitted with a water level indicator which is manually cut to size. Rigid pipes are pre-fitted with a ball float indicator, can be purchased in 5cm incremental lengths and are simply pushed into the tanks for fitting, making this the best and simplest solution for the majority of interior planters. Tanker Cylinder can only be fitted with flexible pipe and cannot be fitted with a water level indicator – however levels can still be read using a Dip Stick (see page 266).

- Caps: A choice of caps is available including Freeflow, Standard and Funnel. The Freeflow cap was designed specifically for use by interior landscapers. Open to the air for maximum soil aeration it is tamper proof and attaches securely to either the rigid or flexible pipe. The cap does not open and instead water is poured through a gate of specially shaped fins which are profiled to guide the water freely down the filler pipe without splash back from either bowser or watering can. The cap also features space to add a full colour bespoke advertising message – usually a company logo plus telephone number and web address. Freeflow caps also contain the water level indicator rod which is viewed through the fins and must be used with both rigid and flexible filler pipe where a water level indicator mechanism is fitted. Standard caps are the usual choice for exterior use or where a water level indicator is not required. The cap simply pushes over the end of the filler pipe making a very discrete closure. The Funnel is essentially an open version of the Freeflow cap and is fitted as standard to hanging baskets and pillar planters. A cover cap is available for the funnel making it a suitable alternative to the standard cap.



Code	 
RFP25	32mm 250mm
RFP30	32mm 300mm
RFP35	32mm 350mm
RFP40	32mm 400mm
RFP45	32mm 450mm
RFP50	32mm 500mm
RFP60	32mm 600mm
RFP70	32mm 700mm
RFP100	32mm 1000mm

## Accessories



Freeflow Cap



Standard Cap



Funnel



# tanker irrigation

- Wick: Tanker Wick are geotextile strips fitted to every Tank and are the heart of the system. As they are manufactured from a special combination of woven plastics, they will never deteriorate when left undisturbed. However where frequent replanting of planters is necessary, for example, hanging baskets and containers planted with bedding plants, it may become necessary to replace the wicks after a number of years. This can easily be carried out for all the Water Cell systems and wicks are supplied for each unit size precut to length. Modular systems, due to their design, are much less likely to require new wicks but if eventually this does become necessary then the units can be returned to us for refurbishment.
- Dip Sticks: Tanker Dip sticks are flexible capillary rods that can be put down the filler tube and pulled out to show the exact depth of water in that tank or planter. For use where water level indicators cannot be used and particularly suitable for large tree planters. Custom sizes available.
- Floats: Polystyrene floats suitable for use with the flexible filler pipe only. Cut to size. Supplied FOC with new flexible filler pipe installations where requested.
- Stoppers: These are used to seal the ends of Network units at the end of a run or to convert a network unit into a Solo tank. Supplied FOC with every new Network installation.
- Flexible pipe: Available in up to 50m lengths, this is both the connecting pipe between Network Tanks and also an optional filler tube instead of the rigid pipe system. Appropriate lengths are supplied FOC with new Solo and Network systems where required.



# tanker – research proven

“ In summary, planters containing Tanker systems will save you half your costs of watering while providing a more attractive, healthier plant with a much stronger and better developed root system.”

Tanker was invented some 25 years ago and at least two installations from that period survive and are still functioning perfectly today. However, to further prove the effectiveness of the system, and in particular its potential to dramatically cut the costs of watering seasonal exterior displays, Tanker has recently been the subject of intensive research at the world renowned University of Reading Horticultural Technology Unit.

The trials were carried out on typically planted interior office plant displays and also on contractor style hanging baskets, window boxes and exterior planters. In every case identical control units were set up without Tanker being fitted. All the units were watered whenever the soil moisture content fell below a predetermined point as measured by use of a Theta probe. The exterior planters were assessed for 70 days and the interior for 5 months before a destructive analysis was carried out to look at the root systems and the fresh weights of the plant material in each. The results are shown in the panel opposite and conclusively prove that fitting Tankers will both save money on maintenance and improve plant quality.

## Proof Positive

A summary of results of trials conducted at the University of



Above: Interior planter clearly showing superior plant development in Tanker (bottom) fitted planters after 70 days of trials.

Top: Roots systems: left – without Tanker; right – with Tanker

Bottom: Tanker fitted window boxes - Day 56

- Reading summer 2004 on hanging baskets, window boxes, patio planters & interior displays.
- The use of Tanker systems in all situations tested halved the number of watering visits required to maintain the plants.
  - The amount of moisture in the soil was always more controlled with Tanker systems present – they were less likely to be either very wet or very dry – promoting better plant development.
  - The plants in the Tanker watered units looked visually more pleasing than those in the control units having a better, more compact growth pattern.
  - The root systems of the Tanker grown plants were far better developed than those that were top watered only. In exterior trials, the roots reached the bottom of the planters and formed dense masses while also being thicker and fleshier.
  - Interior trials using Tanker or top watering alone proved that Tanker watered units required at least 30% less water and still produced a better display.



# planter options

## introduction

In addition to our huge selection of standard planters we offer many different ways to customize these giving you a bespoke product for a relatively small additional cost.

The options available range from decorative, which include luxury metallic leaf finishes and special paint effects to purely functional, such as our castor and pallet bases. In addition, fire retardant (FR) construction can be specified for use in sensitive public spaces while we employ our own sign writers to ensure logos and messages can be applied to our units in the factory for an excellent price.

As well as the possibilities featured in the pages following, don't forget that we can also manufacture replica Buxus hedging and topiary for pre-fitting at the factory to almost any planter in this catalogue. We also offer a great range of replica plants which we will seal into units of your choice and can even deliver the completed displays to site for you to simply place into position.

Of course the ultimate option is our fully bespoke offering where we will create a unique planter to your exact specification – see pages 250-258 for full details.

## introduction

En plus de notre immense sélection de cache-pots standards, nous vous offrons plusieurs façons de les personnaliser, moyennant un coût additionnel minime, afin que vous obteniez un produit sur mesure entièrement conforme à vos exigences.

Les options disponibles peuvent être décoratives ou fonctionnelles. Elles incluent les luxueuses finitions de feuille métallique et les effets de peinture, ainsi que des options plus fonctionnelles, telles que les bases mobiles et palettes. De plus, nos conceptions retardateur de feu (FR) répondent aux exigences nécessaires afin de pouvoir être utilisées dans les espaces publics. Étant donné que nous employons nos propres créateurs d'affiches, vos logos et messages peuvent être appliqués sur les unités à même l'usine, et ce à un excellent prix.

En plus des choix mis en vedette dans les pages suivantes, n'oubliez pas que nous pouvons également fabriquer des haies Buxus artificielles et des arbres formés, préfabriqués afin qu'ils soient compatibles avec pratiquement tous les cache-pots offerts dans ce catalogue. Nous disposons aussi d'une grande variété de plantes artificielles que nous encastrons dans les unités de votre choix. Nous pouvons même vous livrer les produits assemblés. Vous n'aurez qu'à le mettre en place.

Bien entendu, l'option ultime est notre service entièrement sur mesure. Nous concevons un cache-pot unique, exactement conforme à vos exigences – voir pages 250-258 pour en savoir plus.



## fire-retardant construction

All our planters can, for additional cost, be manufactured using fire retardant gels and resins to produce a product that meets the British Standards Class 0 and Class 1 and the French Standard Class M1. These products are ideal for use in public areas and meet the requirements of government legislation. Each order for FR planters will be accompanied by a certificate stating the type of manufacture of the items ordered and the Standards met. The certificates can be issued in other languages than English on request. Please note that our standard products do not meet these FR standards and it is essential to order the planters as FR if this is what is required.

## fabrication ignifugée

Tous nos bacs peuvent, pour un coût additionnel et sur devis, être fabriqués en utilisant des gels et les résines ignifugés pour produire un produit qui répond aux réglementations : British Standards Classe 0 et Classe 1, et pour la réglementation française M1. Ces produits sont idéaux pour une utilisation dans les espaces publics et répondre aux exigences des normes incendies en vigueur. Chaque commande de bacs non feu sera accompagnée par un certificat indiquant le type de fabrication des articles commandés et les normes respectées. Les certificats peuvent être émis dans d'autres langues que l'anglais sur demande. Notez que nos produits standards ne sont pas conformes aux normes non feu donc il est indispensable de commander les bacs en précisant clairement quand ils devraient être ignifugés.



Bespoke FR Christmas tree surrounds for UK Train Stations



## lighting

Most planters can be specified to include lighting options for both interior and exterior use. These will be low voltage LED units powered by transformers. Both white and coloured or colour changing lights can be fitted and the number and their location is entirely up to you to specify. All electrics are contained within a sealed waterproof compartment within the planter which is reached via an access panel. Where the planter needs to be seen from every side the main access may be underneath but a small door will still be available to facilitate lighting unit replacement. Please contact us to discuss your requirements which we will be pleased to draw up for you.



## éclairage

La plupart des bacs peuvent être adaptés avec une option d'éclairage pour un usage à l'intérieur ou à l'extérieur. L'éclairage est en LED (basse tension) alimenté par un transformateur. Disponible en blanc, couleur ou des couleurs changeantes, le nombre et leur emplacement est sur mesure, entièrement à vous de préciser. Toute la partie électrique est dans un compartiment étanche imperméable à l'eau, avec un panneau d'accès. Lorsque le bac doit être vu de tous les côtés l'accès principal peut se trouver en dessous, mais une petite porte sera toujours disponible pour remplacer l'unité d'éclairage. Notre bureau d'étude étudie chaque projet.

## pallet bases

All our tree planters can be specified with a pallet base for ease of moving once planted. Each base is engineered for the style, size and weight loading of individual units and will incorporate strengthening materials to suit. It is also possible to construct hidden pallet bases but as well as adding to the cost these are often less practical and are not recommended unless the base is to be hardly used.

We recommend textured finishes where pallet bases are fitted as this finish is less likely to be damaged by the lifting and moving process and can be more easily repaired on site. Please note, pallet bases are intended for occasional use only.



## transpalette

Tous nos bacs à arbres peuvent être commandés avec un système de transpalette pour faciliter leurs déplacements une fois plantés. Chaque base est conçue selon le style, taille et le poids de chaque unité, avec un renforcement si nécessaire. Nous recommandons une finition texturée pour un bac au transpalette car elle est moins susceptible d'être endommagée en déplaçant le bac. Les bacs équipés avec un système de transpalette sont destinés à un usage occasionnel seulement.



# planter options

## special finishes

At Livinggreen Design we have the advantage of our own in house paint shop and some highly experienced staff capable of producing almost any paint effect you can imagine. As well as our dapple multi-layered effect we also undertake our own leafing, with silver, gold and coloured leaf finishes now standard. However there are many other possibilities with leaf including a host of multi-coloured variegated finishes as well as copper and platinum.

If you need something a bit more specialised we can usually help, such as when a well-known computer games company wanted a camouflage planter for their new offices, some pictures of which can be seen here.

As well as all the usual RAL K7 Classic and BS4800 colour ranges, we can match many specialist colours

ranges such as Pantone, Farrow and Ball, Dulux etc using our own in house computerised mixing equipment.

Chez Livinggreen Design, nous avons l'avantage d'avoir notre propre atelier de peinture et une équipe spécialisée, habituée à produire presque toutes les finitions que vous pouvez imaginer.

En plus de nos finitions Dapple, nous proposons également nos propres finitions en feuilles métalliques, disponibles en feuilles d'argent, feuilles d'or et feuilles métalliques en couleur.

Il existe de nombreuses autres possibilités intégrant des feuilles métalliques, notamment les couleurs panachées multicolores, le cuivre et le platine.

Si vous avez besoin d'une finition plus spécialisée, nous pouvons vous apporter également ce service, comme par exemple, la demande d'une société réputée de jeux informatiques pour des bacs avec une finition « camouflage » afin d'agréments leurs nouveaux bureaux, (vous trouverez ci-joint quelques photos).

Nous travaillons avec tous les nuanciers RAL K7 Classic standards et BS4800 et pouvons trouver des équivalents aux autres nuanciers spécialisés tels que Pantone, Farrow et Ball, Dulux etc, en utilisant notre propre équipement de mélange de peinture informatisé.



## signwriting + logos

Planters make the perfect canvas for logos and signwriting, both at entrances and for wayfinding within large buildings. Our signwriting service is extremely popular as we carry out all this work in house for extremely competitive rates, delivering fully finished planters ready for immediate use without needing to be taken to a third party. We work with acetates and vinyl and will also undertake traditional hand painted signwriting for the more discerning clientele as can be seen in the images opposite. Call us for prices and details of this service.

Les bacs créent un support idéal pour des logos et des signalétiques diverses, tant au niveau des entrées d'immeuble ou en orientation dans les circulations. Nos réalisations de logos et signalétiques sont extrêmement soignées car nous les effectuons directement à l'usine en offrant des tarifs très compétitifs. Nous travaillons avec des acétates et vinyl et réalisons également l'écriture traditionnelle des signalétiques peintes à la main, visible dans les images ci-contre. Contactez-nous pour les prix et les détails.





# planter options

## castor bases

All our planters can be specified to include a fully bonded in castor base, with or without brakes as required. Two main types of castor base are available

- 1. Interior use base on furniture castors. These are small, black plastic dual wheel castors with or without brakes and suitable for use typically on commercial carpet or carpet tiles. The base will be recessed and the castors invisible to create the illusion of a planter floating approx 2cm off the floor. Narrow planter bases may require the base not to be recessed to assure stability – you will be informed of this at the time of ordering. These are not suitable for heavy pile carpets or real wood flooring
- 2. Exterior use base on heavy duty castors. Where a unit is to be used outside and regularly moved we fit it with heavy duty castors directly onto the base with no recess. This allows the fitting and easy use of brakes which is not possible with a recessed base. These castor bases are engineered for regular use in a hostile environment.

All our castor bases are built to withstand the planted weight of the unit to which they are fitted and we can vary the design to meet the needs of the situation, for example, non marking castors or rubber castors for wooden floors etc – please just let us know your requirements before ordering. Castors can also be fitted to tree planters on request.

Please note, castor bases should be used with care and may fail if bumped regularly over carpet joining strips, kerbs and other obstructions.

### Castors



Braked Unbraked



Visible Castors



Invisible Castor with cutout for brake



Invisible Castors without brakes

### Roulettes

Tous nos bacs peuvent être prescrits avec des roulettes, avec ou sans freins (freins sur demande). Deux types de roulettes sont disponibles:

- 1. Utilisation à l'intérieur avec les roulettes de meubles. Ce sont de petites roulettes doubles noires en plastique avec ou sans freins et appropriées pour une utilisation généralement sur la moquette de bureau ou des dalles de moquette. La base sera remontée et les roulettes sont invisibles pour créer l'illusion d'un bac flottant d'environ 2cm du sol. Elles ne sont pas appropriées pour la moquette épaisse ou des parquets.
- 2. Utilisation à l'extérieur avec des roulettes pour charges lourdes. Lorsqu'un bac doit être utilisé à l'extérieur et régulièrement déplacé, il est équipé de roulettes pour charges lourdes directement sur la base qui n'est pas remontée. Ceci permet l'utilisation de freins qui n'est pas possible avec une base en retrait. Ces roulettes sont conçues pour une utilisation régulière dans un environnement hostile.

Toutes nos roulettes et leurs bases sont fabriquées pour supporter le poids planté de l'unité sur laquelle ils sont montés. On peut les étudier sur mesure afin de répondre aux besoins spécifiques, par exemple : roulettes qui ne marquent pas le sol ou des roulettes en caoutchouc pour un parquet, sur mesure pour les bacs à arbres etc – nous répondons à toutes vos questions avant de commander.

Merci de noter qu'un bac aux roulettes doit être utilisé avec soin et peut être endommagé s'il est heurté régulièrement contre les bordures ou autres obstacles.

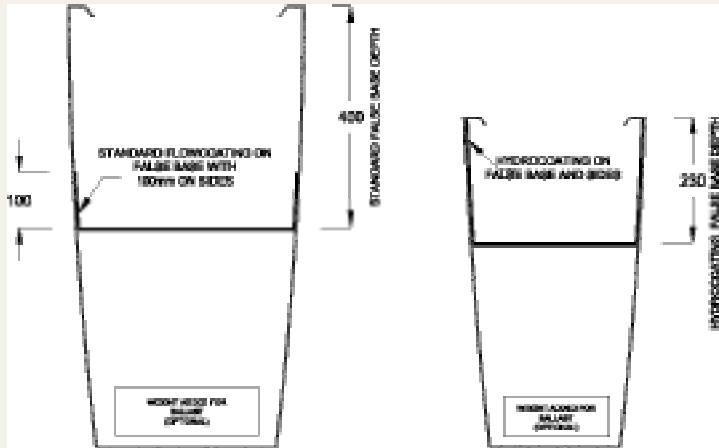
## false bases

All our planters but particularly those that are taller, typically over 60cm, can be specified with an integral false base, at any height, to create the perfect sized planting pocket. The base is made from a bonded in sheet of fibreglass sealed with a waterproof coating. Two types of base are available

- 1. False base for soil plants. Typically at 35 – 45cm down from the top of the lip – a standard specification is available for all planters typically false based on request. The waterproof lining covers the base and approx 10cm up the sides. These bases are NOT suitable for use with hydroculture or any other system which requires the base to hold a pool of water. We recommend Tanker Irrigation is used in conjunction with these bases
- 2. False base for hydroculture or any other water based system. Typically hydro bases will be fitted 23cm down from the lip – false bases can vary by +/- 1 cm in height and therefore this level of tolerance is essential. Hydro bases are fully double coated with our waterproofing plastic layer and are guaranteed waterproof.

It is essential to specify which type of false base is required at the time of ordering

Weights can also be added to the real planter base where stability is an issue but this must be requested at the time of ordering



Example standard soil false base

Example standard Hyrdoculture false base



Standard Hyrdoculture false base



Standard soil false base



Standard soil false base

### Faux fonds

Tous nos bacs, mais plus particulièrement ceux qui sont grands, généralement plus de 60cm, peuvent être commandés avec un faux fond à n'importe quelle hauteur, pour créer une poche de plantation parfaite. Le faux fond est fabriqué avec une feuille de fibre de verre scellée avec un revêtement imperméable, étanche à l'eau. Deux types de faux fonds sont disponibles:

- 1. Faux fonds pour plantes en terre. En règle générale à 35 - 45cm du bord. La partie imperméable recouvre la base et 5cm environ sur les côtés. Ces faux fonds ne sont pas adaptés pour une utilisation avec l'hydroculture ou tout autre système qui exige de maintenir un fond d'eau. Nous vous recommandons nos réserves d'eau 'Tanker' avec ces faux fonds.
- 2. Faux fond pour hydroculture. Typiquement situés à 23cm du bord – les faux fonds peuvent varier de + / - 1 cm de hauteur. Les faux fonds Hydro sont entièrement revêtus avec notre couche de matière plastique étanche et ils sont garantis imperméables.

Il est essentiel de spécifier le type de faux fond nécessaire au moment de passer la commande.

Les bacs peuvent être lestés également où la stabilité est un problème, merci de le préciser au moment de passer la commande.



# colours + finishes

Most Livinggreen planters are available in all the finishes detailed – but please check the product page for a full listing as the design of some units makes certain finishes impractical.

Most of our planters and furniture are available in all the finishes shown opposite. However, certain finishes such as rust/aged lead/copper blue/ and terracotta are impractical for seating due to their nature in that there can be transfer of the finish to clothing.

Stone finishes can be used but their uneven surface maybe more uncomfortable than painted or textured finishes to sit upon.

For advice please call Sales on 0131 440 9804. Further details of the finishes can be found online :

[www.livinggreendesign.com](http://www.livinggreendesign.com)

Please note we recommend Textured Premium stone and Natural finishes if planters are to be used outdoors. However all our finishes are suitable for exterior use – please specify this at the time of ordering.

Nous recommandons pour des usages extérieurs d'utiliser des finitions Texturées Pierre de Qualité ou Naturelles. Cependant toutes nos finitions conviennent pour l'usage à l'extérieur - spécifiez le lieu d'usage (intérieur ou extérieur) sur la commande.

BS4800 and RAL Classic: Over 300 colours available in highly polished gloss, satin, matt or textured matt finishes so you can achieve a perfect match to other furnishings.  
BS4800 et RAL Classique: Plus de 300 couleurs disponibles avec plusieurs finitions : polie, satin ou mate texturée. Ainsi nos contenants permettent de trouver l'accord parfait avec l'esprit et l'aménagement du lieu.  
Standard Colours: Specially selected colours that are usually held in stock and will meet most requirements. Available in highly polished gloss, satin, matt and textured matt.  
Couleurs standard: Certaines couleurs sélectionnées parmi les gammes citées sont habituellement en stock et répondent à la plupart des exigences. Il s'agit des finitions suivantes : polie, satin et mate texturée.

Polished Metallics: The closest finishes to polished metal. Also available in satin sheen.  
Métalliques polies: Finitions les plus semblant au métal poli.  
Textured Metallics: Matt metal finishes with a rippled effect.  
Métalliques texturées: Finitions en effet métal mat texturé.

Polished Pearlescents: Deep, almost 3D colours.  
Perle polies: Finition créant un effet de profondeur.

Polished Stardust: Vibrant colour with a hint of silver sparkle. Other colours on request – check availability before ordering.  
Stardust polies: Couleur scintillante incrustée de petites paillettes argentées. Plusieurs couleurs sur demande - vérifiez la disponibilité.  
Dapple: Unique multicolour finishes adding further opportunities to personalise your planters. The finishes are coated with clear lacquer giving extra shine and a more resilient finish.  
Moucheté: Finitions multicolores uniques rajoutant encore plus de possibilités de personnaliser vos pots. Les finitions sont recouvertes de vernis clair donnant un éclat supplémentaire et une finition plus résistante.

Natural: Unique finishes that exactly mimic natural materials. Please note all these finishes have not only the look but also behave like the real material, weathering naturally if outdoors. However, the surfaces will mark clothes if brushed against so use indoors only in low footfall areas. Rust can be matt lacquered to avoid this problem on request.  
Naturel: Finitions uniques qui imitent exactement les vrais matériaux naturels. De plus elles les ressemblent en aspect et en comportement. Par exemple les finitions rouille et cuivre bleu vieillissent naturellement en usage extérieur. Attention, ces surfaces pourront marquer les vêtements, il est recommandé pour leur usage en intérieur de ne pas les disposer à proximité des endroits passants. La rouille peut être mate laquée à la demande pour éviter cet inconvénient.

Premium Stone: is a new finish range developed by Livinggreen Design to give the most realistic stone finish available on the market. These finishes include a very high aggregate load and as such, also feel like real stone and are very hard wearing, resisting bumps and scratching. The 8 standard colours give a flavour of the colour range, but there are over 70 variations available to order to better match the particular stone used on individual projects.


NB: the colours shown throughout this publication are only as accurate as the four colour printing process can achieve, therefore they should be used only as a guide.

## Standard Colours - Couleurs standards




## Standard and Ral colours Paint Finishes Gloss, Matt and Textured


### Polished Metallics - Métalliques polies



### Textured Metallics - Métalliques texturées



### Natural - Naturel



### Premium Stone - Pierre de Qualité





# ral classic colour chart

1000	1001	1002	1003	1004	1005	1006	1007	1011	1012	1013	1014	10151016
1017	1018	1019	1020	1021	1023	1024	1027	1028	1032	1033	1034	10351036
1037	2000	2001	2002	2003	2004	2008	2009	2010	2011	2012	2013	30003001
3002	3003	3004	3005	3007	3009	3011	3012	3013	3014	3015	3016	30173018
3020	3022	3024	3031	3032	3033	4001	4002	4003	4004	4005	4006	40074008
4009	4010	4011	4012	5000	5001	5002	5003	5004	5005	5007	5008	50095010
5011	5012	5013	5014	5015	5017	5018	5019	5020	5021	5022	5023	50245025
5026	6000	6001	6002	6003	6004	6005	6006	6007	6008	6009	6010	60116012
6013	6014	6015	6016	6017	6018	6019	6020	6021	6022	6024	6025	60266027
6028	6029	6032	6033	6034	6035	6036	7000	7001	7002	7003	7004	70057006
7008	7009	7010	7011	7012	7013	7015	7016	7021	7022	7023	7024	70267030
7031	7032	7033	7034	7035	7036	7037	7038	7039	7040	7042	7043	70447045
7046	7047	7048	8000	8001	8002	8003	8004	8007	8008	8011	8012	80148015
8016	8017	8019	8022	8023	8024	8025	8028	8029	9001	9002	9003	90049005
9006	9007	9010	9011	9016	9017	9018	9022	9023				

NB: the colours shown in the above chart are only as accurate as the four colour printing process can achieve, therefore they should be used only as a guide.



[www.livingreendesign.com](http://www.livingreendesign.com)